


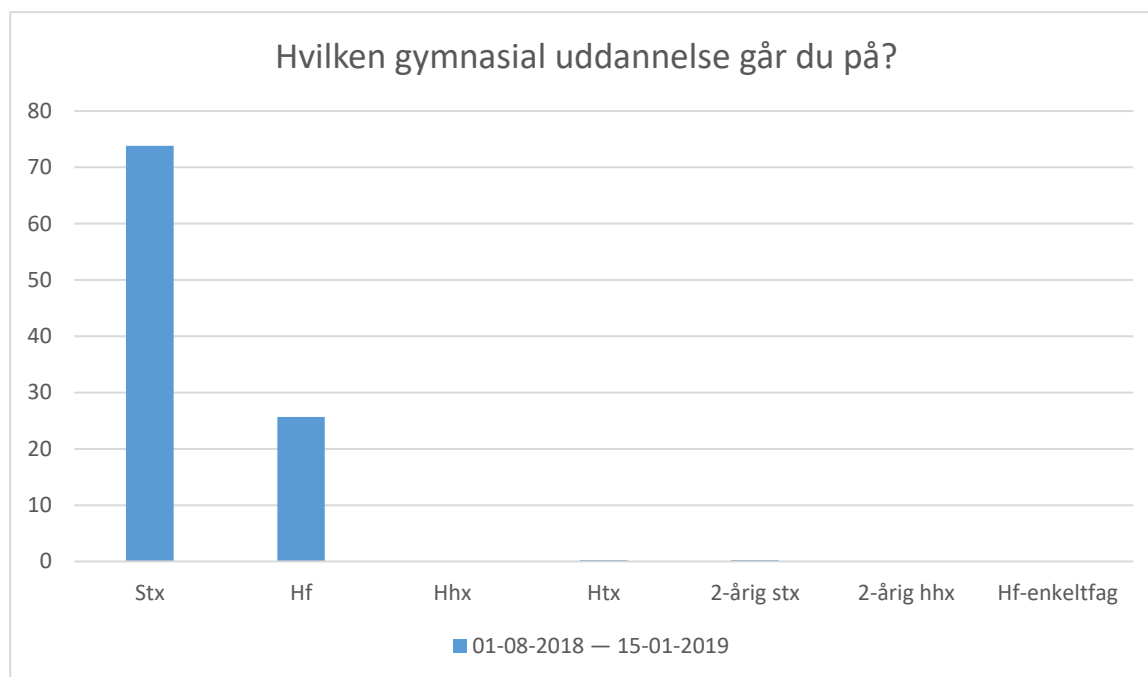
HERLEV GYMNASIUM OG HF

Resultater



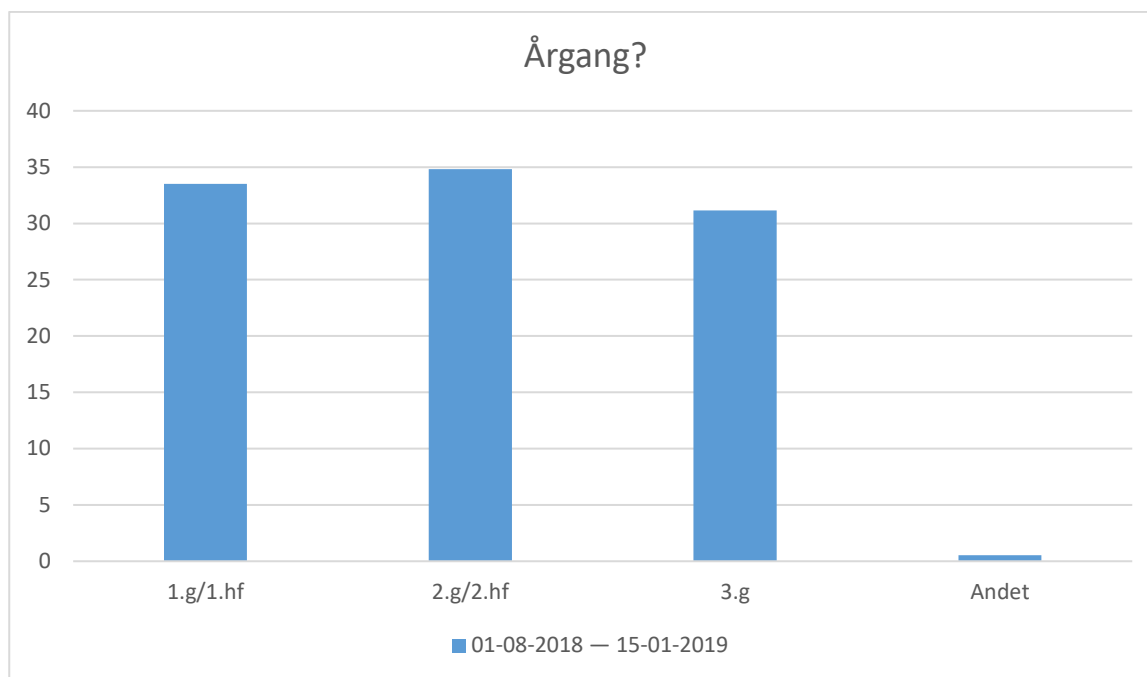
@Ventures
Elevtrivselsundersøgelse

Afsnit B



01-08-2018 — 15-01-2019; Gennemsnit og spredning kan ikke beregnes.

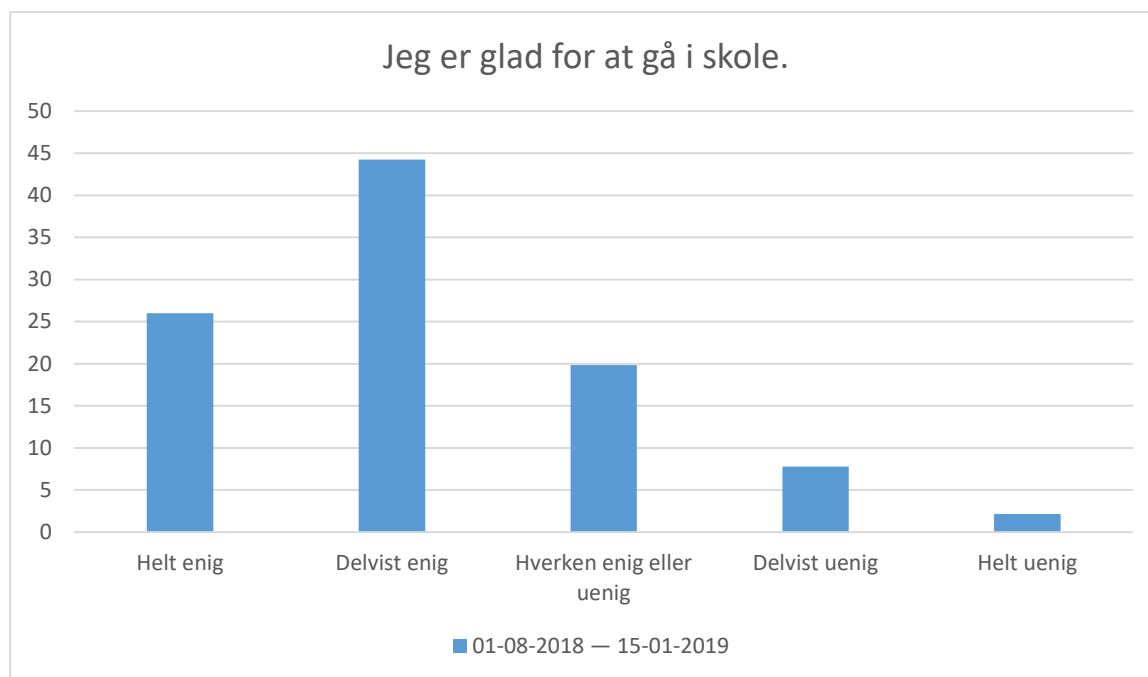
Svarmulighed	01-08-2018 — 15-01-2019: Antal	01-08-2018 — 15-01-2019: Andel (%)
Stx	282	74
Hf	98	26
Hhx	0	0
Htx	1	0
2-årig stx	1	0
2-årig hhx	0	0
Hf-enkeltfag	0	0
Total	382	-



01-08-2018 — 15-01-2019; Gennemsnit og spredning kan ikke beregnes.

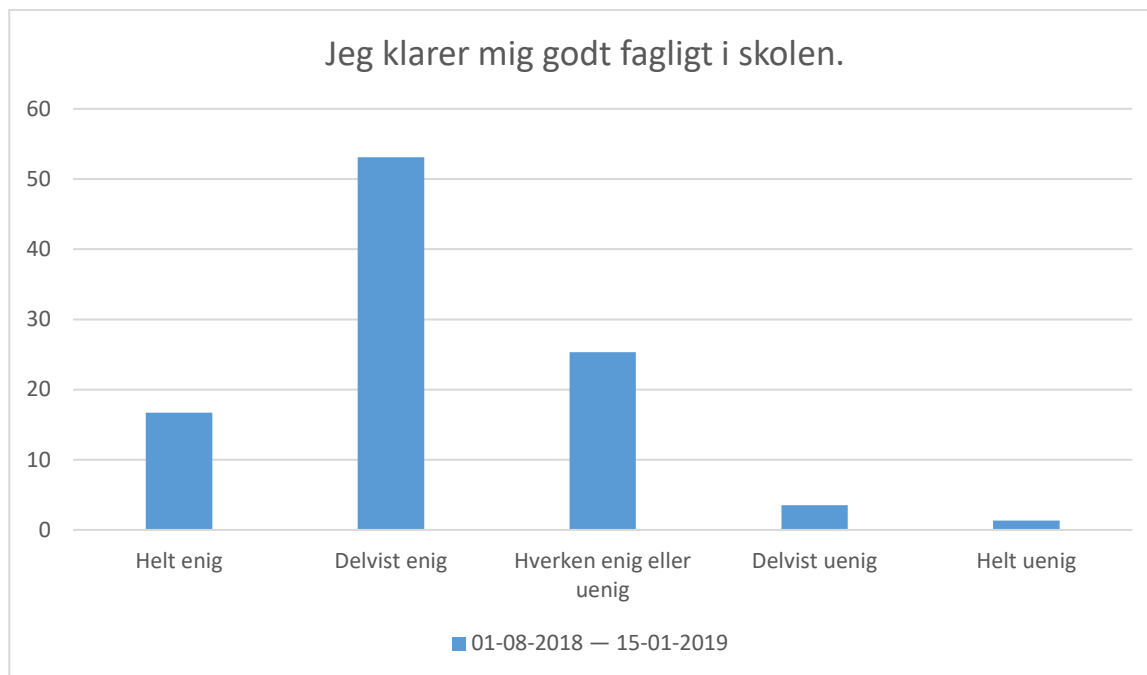
Svarmulighed	01-08-2018 — 15-01-2019: Antal	01-08-2018 — 15-01-2019: Andel (%)
1.g/1.hf	128	34
2.g/2.hf	133	35
3.g	119	31
Andet	2	1
Total	382	-

Afsnit C



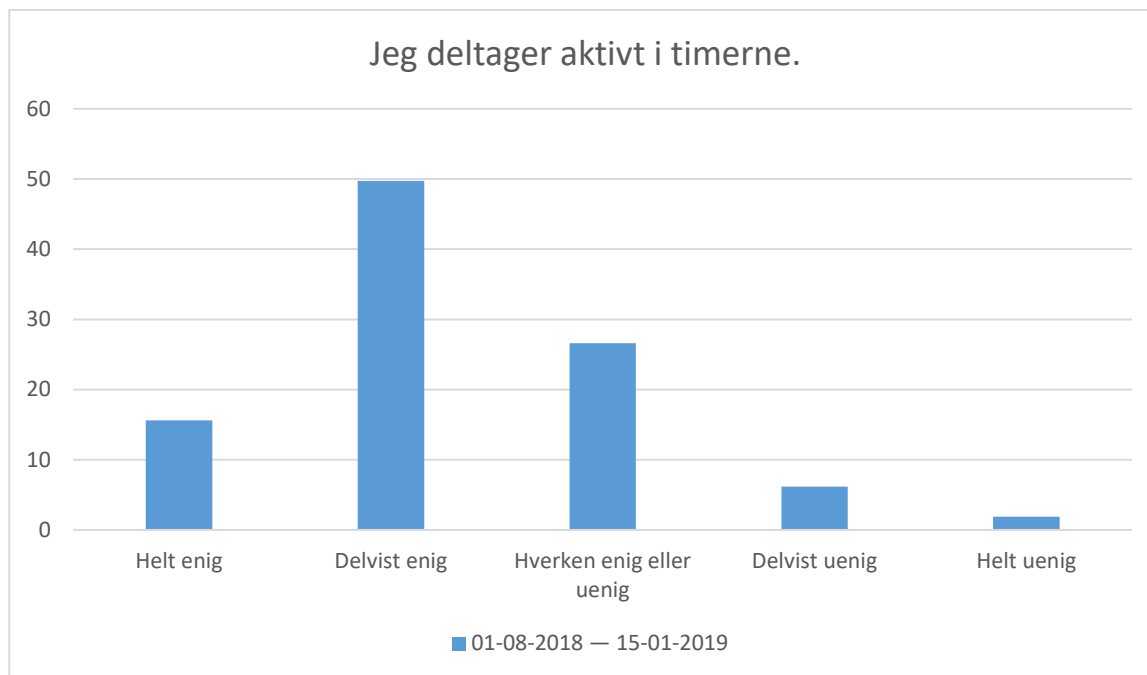
01-08-2018 — 15-01-2019; Gennemsnit: 3,8, spredning: 1

Svarmulighed	01-08-2018 — 15-01-2019: Antal	01-08-2018 — 15-01-2019: Andel (%)
Helt enig	97	26
Delvist enig	165	44
Hverken enig eller uenig	74	20
Delvist uenig	29	8
Helt uenig	8	2
Total	373	-



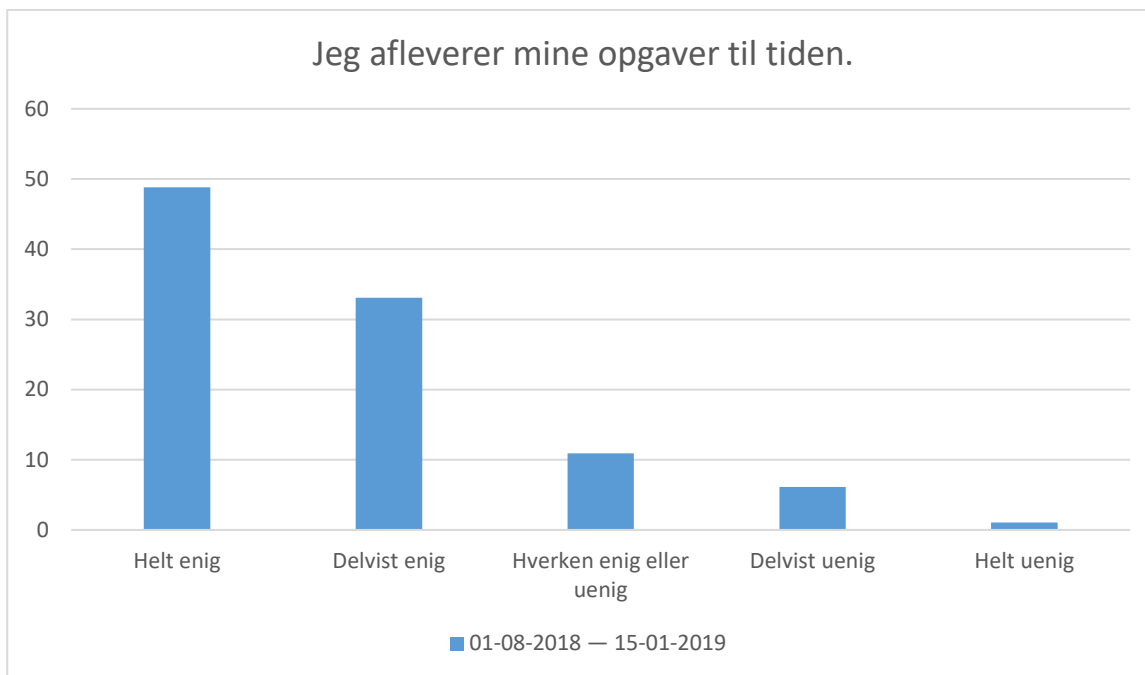
01-08-2018 — 15-01-2019; Gennemsnit: 3,8, spredning: 0,8

Svarmulighed	01-08-2018 — 15-01-2019: Antal	01-08-2018 — 15-01-2019: Andel (%)
Helt enig	62	17
Deltvist enig	197	53
Hverken enig eller uenig	94	25
Deltvist uenig	13	4
Helt uenig	5	1
Total	371	-



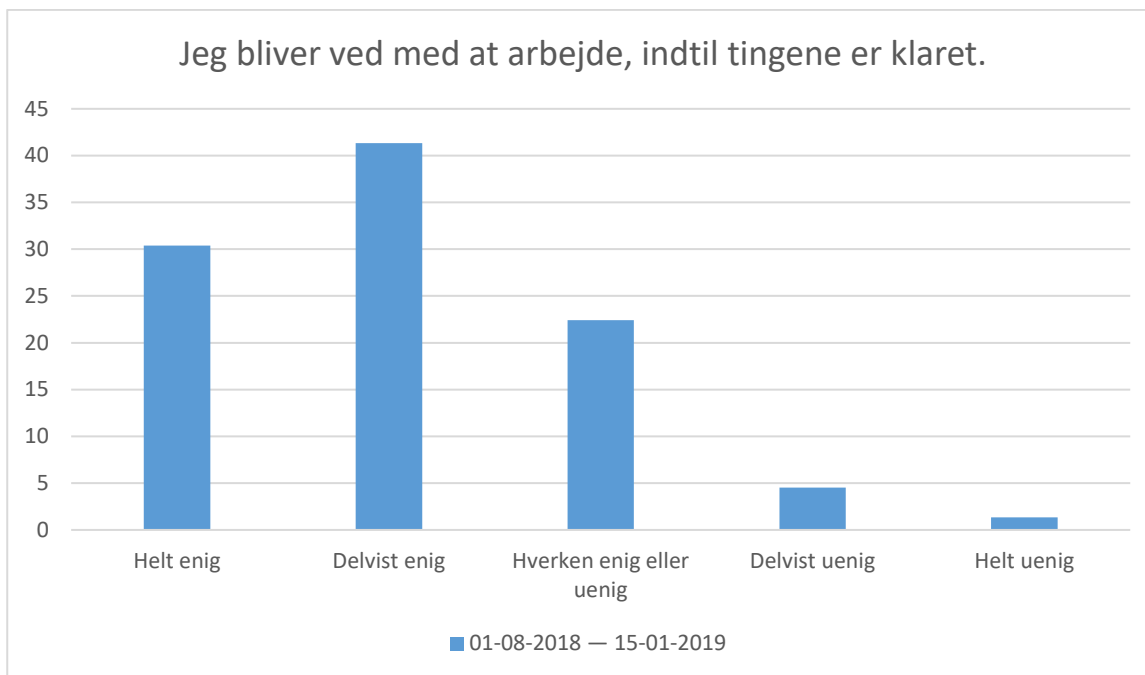
01-08-2018 — 15-01-2019; Gennemsnit: 3,7, spredning: 0,9

Svarmulighed	01-08-2018 — 15-01-2019: Antal		01-08-2018 — 15-01-2019: Andel (%)	
Helt enig		58		16
Delvist enig		185		50
Hverken enig eller uenig		99		27
Delvist uenig		23		6
Helt uenig		7		2
Total		372		-



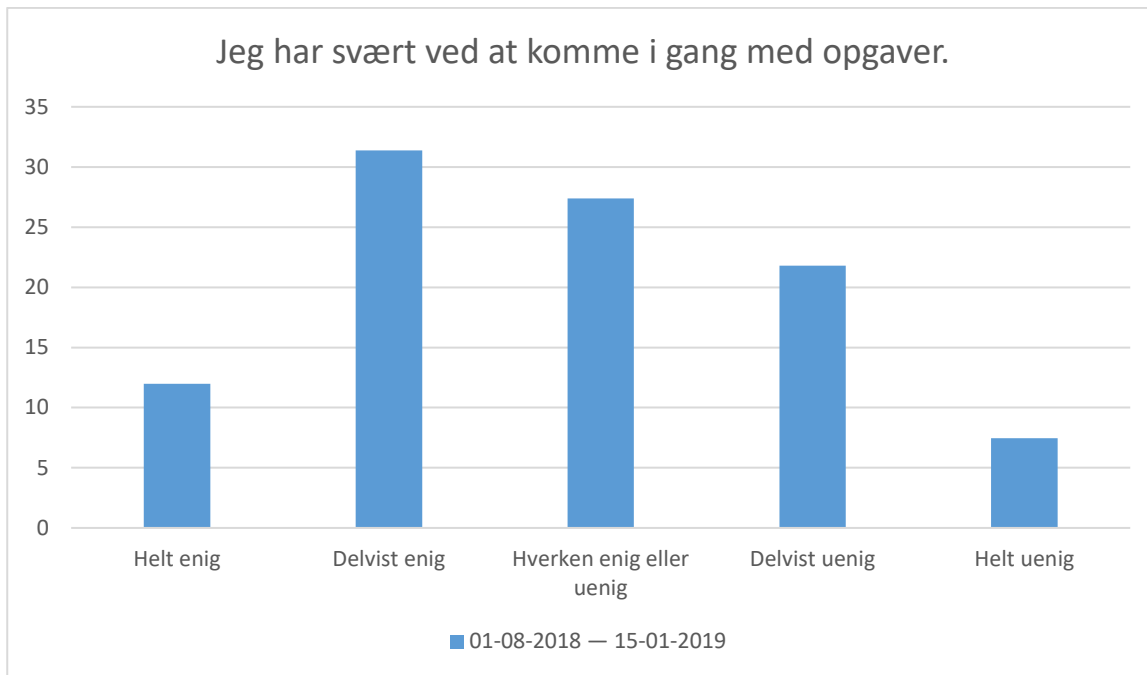
01-08-2018 — 15-01-2019; Gennemsnit: 4,2, spredning: 0,9

Svarmulighed	01-08-2018 — 15-01-2019: Antal		01-08-2018 — 15-01-2019: Andel (%)	
Helt enig		183		49
Delvist enig		124		33
Hverken enig eller uenig		41		11
Delvist uenig		23		6
Helt uenig		4		1
Total		375		-



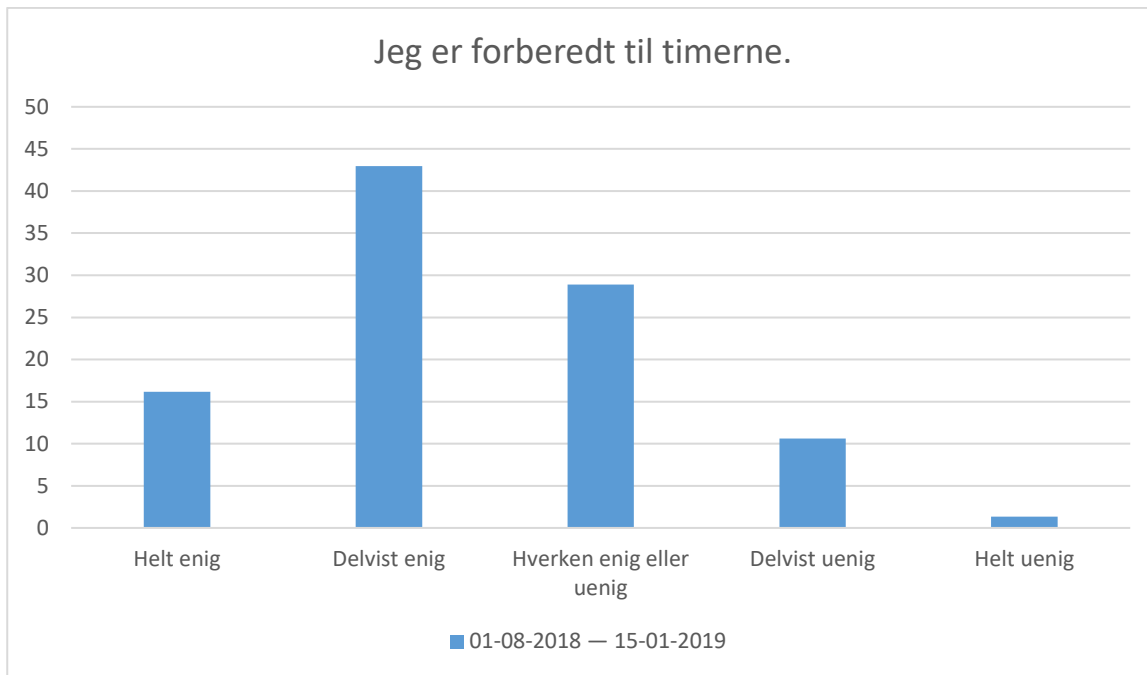
01-08-2018 — 15-01-2019; Gennemsnit: 3,9, spredning: 0,9

Svarmulighed	01-08-2018 — 15-01-2019: Antal	01-08-2018 — 15-01-2019: Andel (%)
Helt enig	114	30
Delvist enig	155	41
Hverken enig eller uenig	84	22
Delvist uenig	17	5
Helt uenig	5	1
Total	375	-



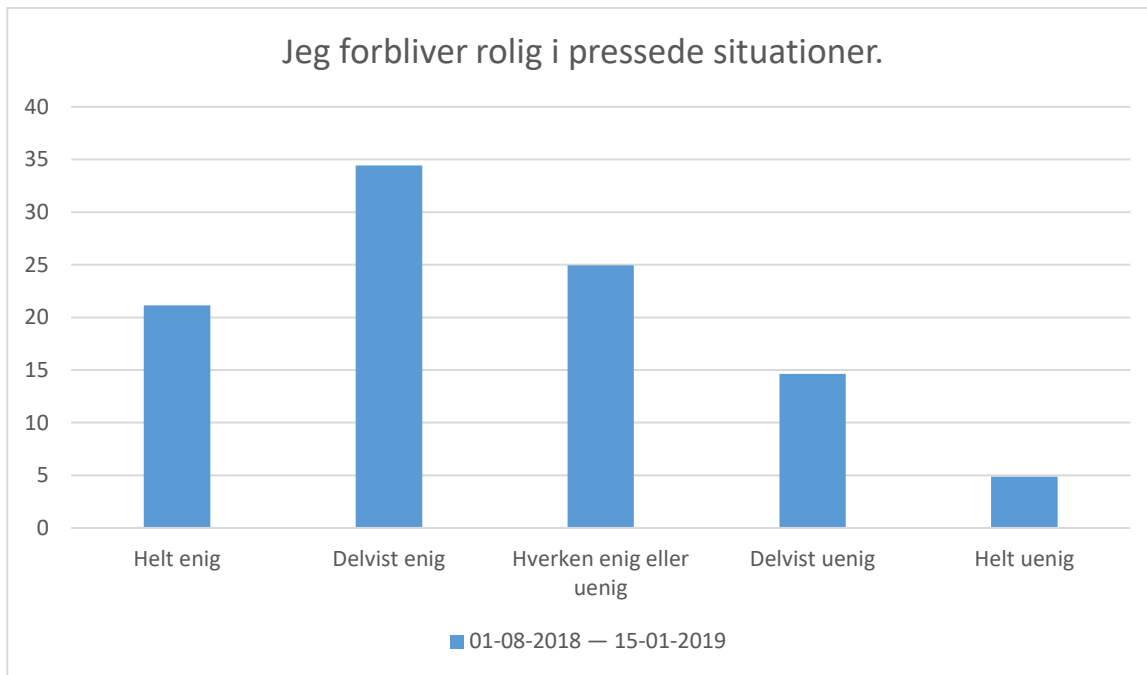
01-08-2018 — 15-01-2019; Gennemsnit: 3,2, spredning: 1,1

Svarmulighed	01-08-2018 — 15-01-2019: Antal	01-08-2018 — 15-01-2019: Andel (%)
Helt enig	45	12
Delvist enig	118	31
Hverken enig eller uenig	103	27
Delvist uenig	82	22
Helt uenig	28	7
Total	376	-



01-08-2018 — 15-01-2019; Gennemsnit: 3,6, spredning: 0,9

Svarmulighed	01-08-2018 — 15-01-2019: Antal	01-08-2018 — 15-01-2019: Andel (%)
Helt enig	61	16
Delvist enig	162	43
Hverken enig eller uenig	109	29
Delvist uenig	40	11
Helt uenig	5	1
Total	377	-



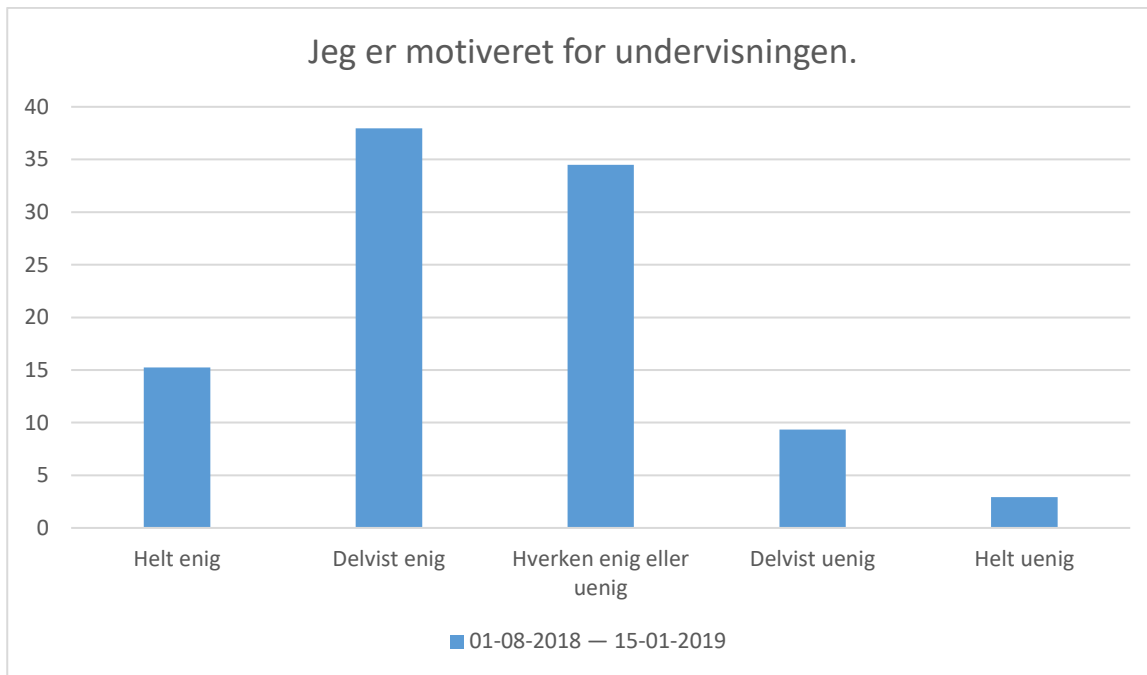
01-08-2018 — 15-01-2019; Gennemsnit: 3,5, spredning: 1,1

Svarmulighed	01-08-2018 — 15-01-2019: Antal	01-08-2018 — 15-01-2019: Andel (%)
Helt enig	78	21
Delvist enig	127	34
Hverken enig eller uenig	92	25
Delvist uenig	54	15
Helt uenig	18	5
Total	369	-



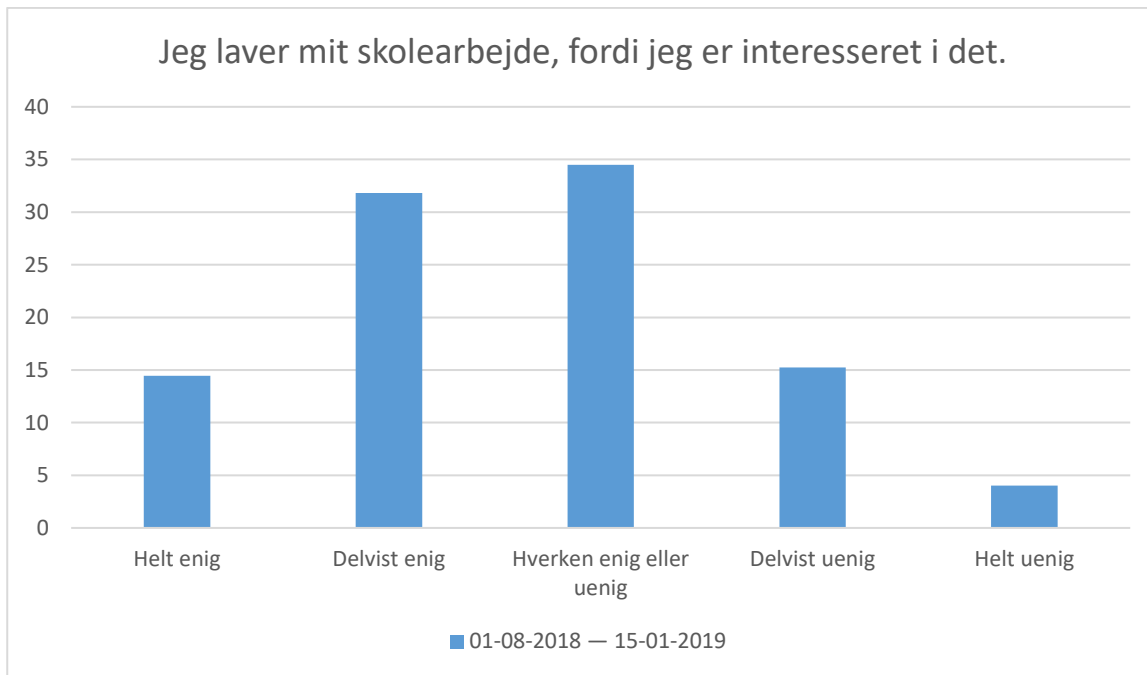
01-08-2018 — 15-01-2019; Gennemsnit: 4,1, spredning: 0,8

Svarmulighed	01-08-2018 — 15-01-2019: Antal		01-08-2018 — 15-01-2019: Andel (%)	
Helt enig		122		33
Delvist enig		167		45
Hverken enig eller uenig		77		21
Delvist uenig		3		1
Helt uenig		4		1
Total		373		-



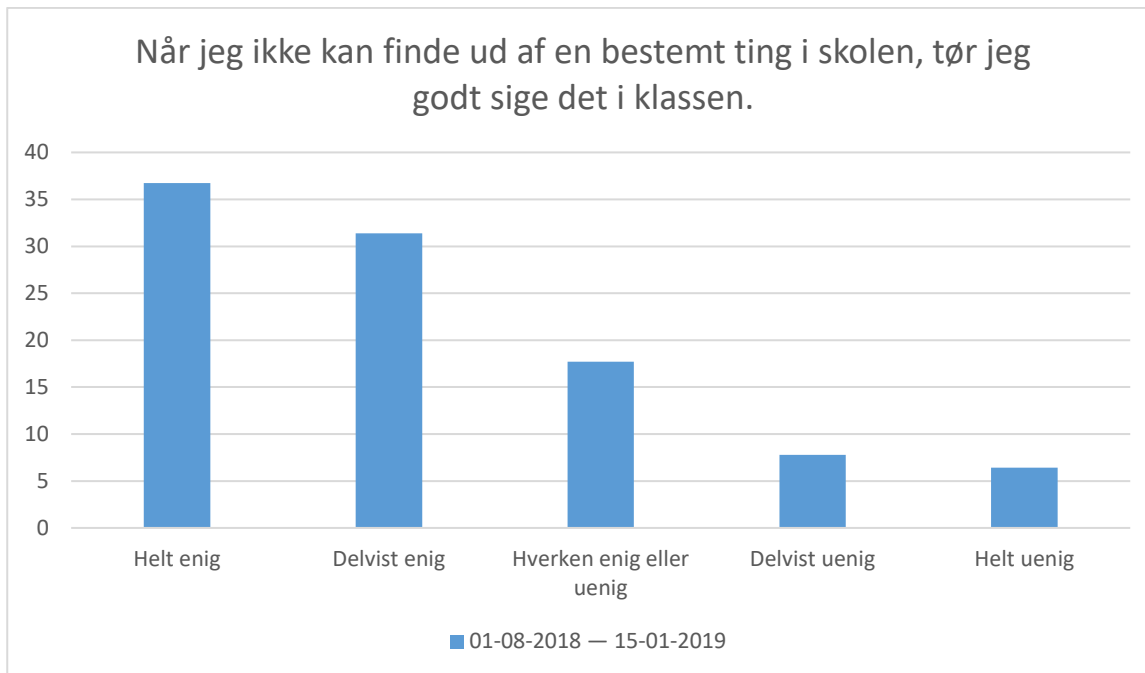
01-08-2018 — 15-01-2019; Gennemsnit: 3,5, spredning: 1

Svarmulighed	01-08-2018 — 15-01-2019: Antal	01-08-2018 — 15-01-2019: Andel (%)
Helt enig	57	15
Delvist enig	142	38
Hverken enig eller uenig	129	34
Delvist uenig	35	9
Helt uenig	11	3
Total	374	-



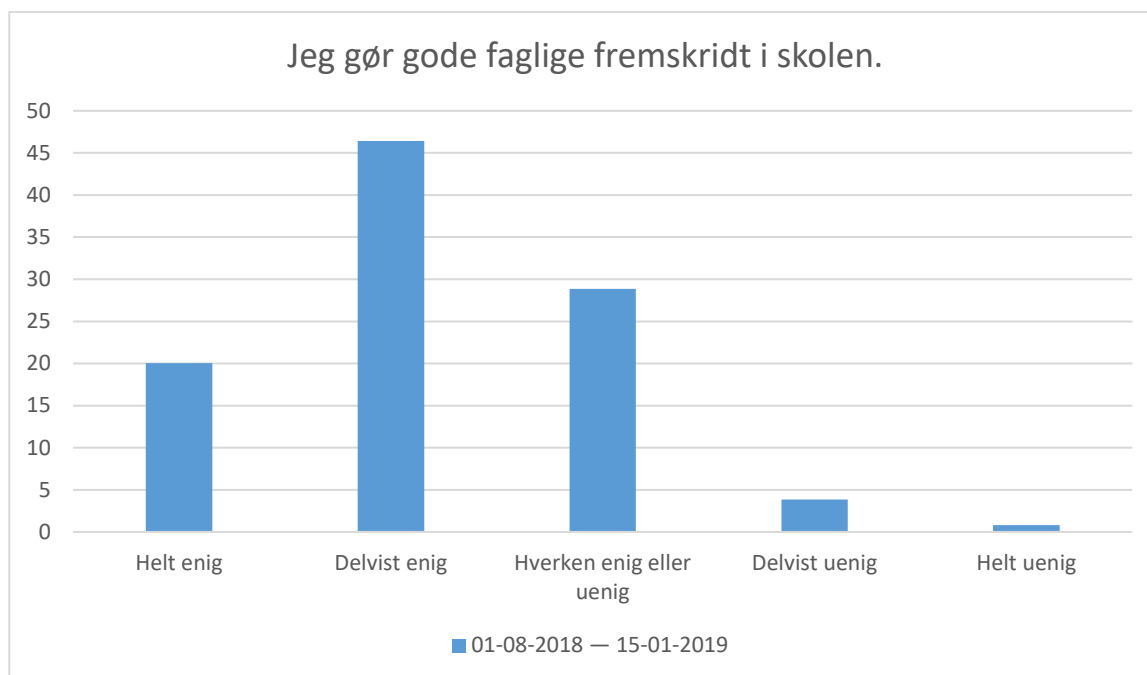
01-08-2018 — 15-01-2019; Gennemsnit: 3,4, spredning: 1

Svarmulighed	01-08-2018 — 15-01-2019: Antal	01-08-2018 — 15-01-2019: Andel (%)
Helt enig	54	14
Delvist enig	119	32
Hverken enig eller uenig	129	34
Delvist uenig	57	15
Helt uenig	15	4
Total	374	-



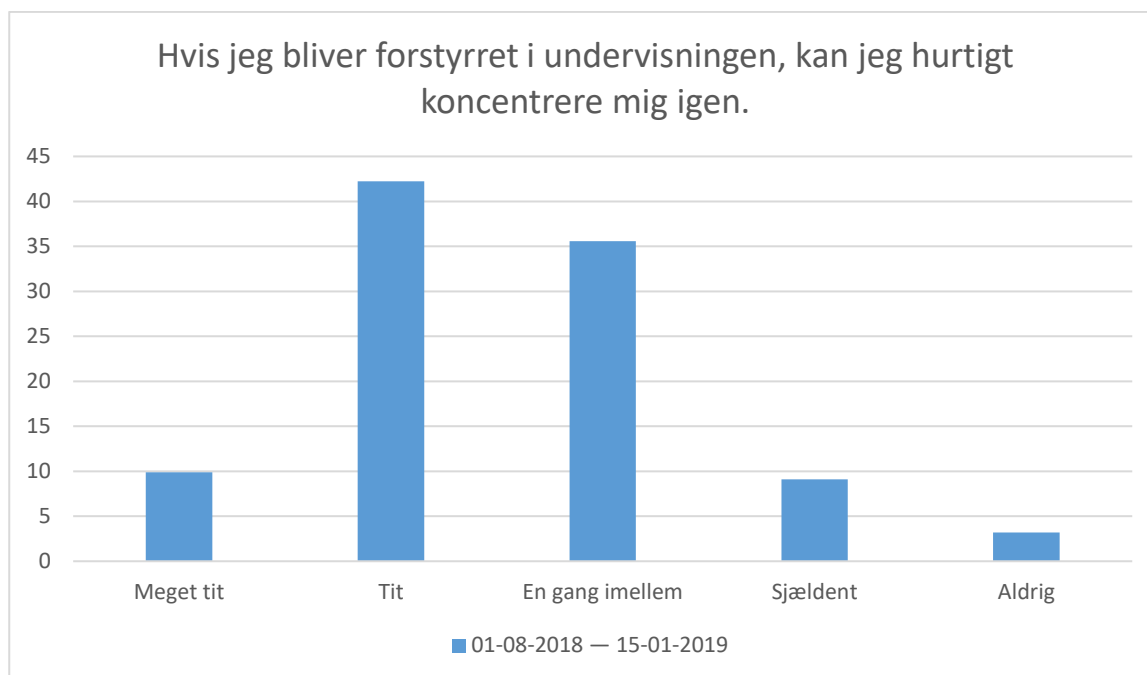
01-08-2018 — 15-01-2019; Gennemsnit: 3,8, spredning: 1,2

Svarmulighed	01-08-2018 — 15-01-2019: Antal		01-08-2018 — 15-01-2019: Andel (%)	
Helt enig	137		37	
Delvist enig	117		31	
Hverken enig eller uenig	66		18	
Delvist uenig	29		8	
Helt uenig	24		6	
Total	373		-	



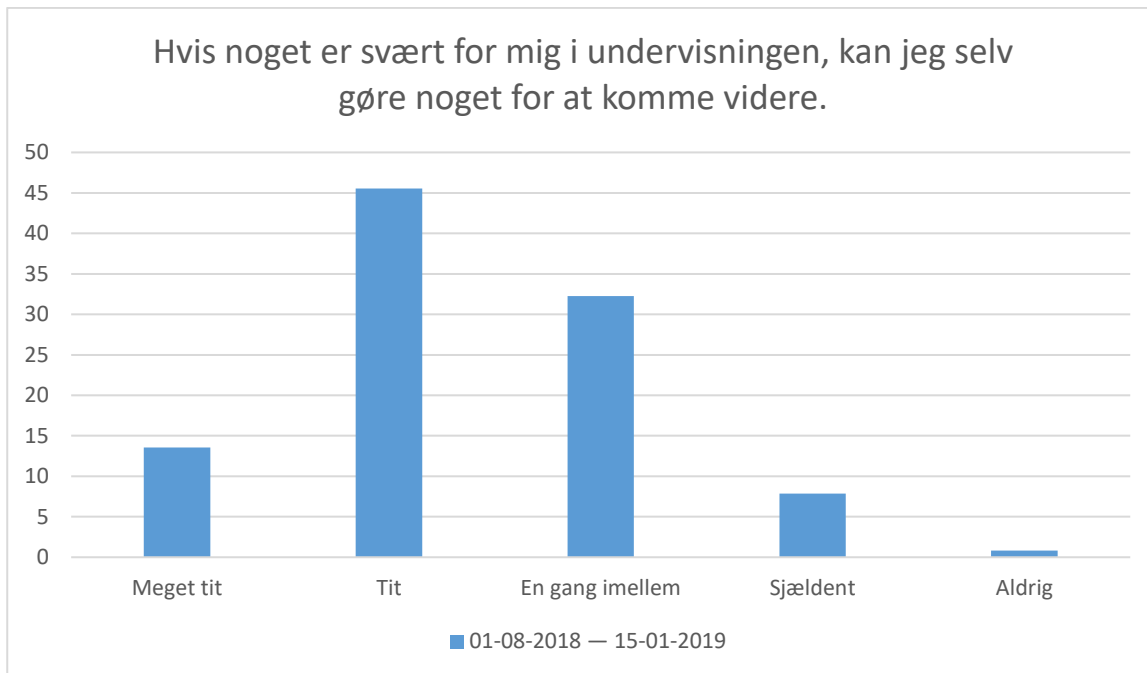
01-08-2018 — 15-01-2019; Gennemsnit: 3,8, spredning: 0,8

Svarmulighed	01-08-2018 — 15-01-2019: Antal	01-08-2018 — 15-01-2019: Andel (%)
Helt enig	73	20
Delvist enig	169	46
Hverken enig eller uenig	105	29
Delvist uenig	14	4
Helt uenig	3	1
Total	364	-



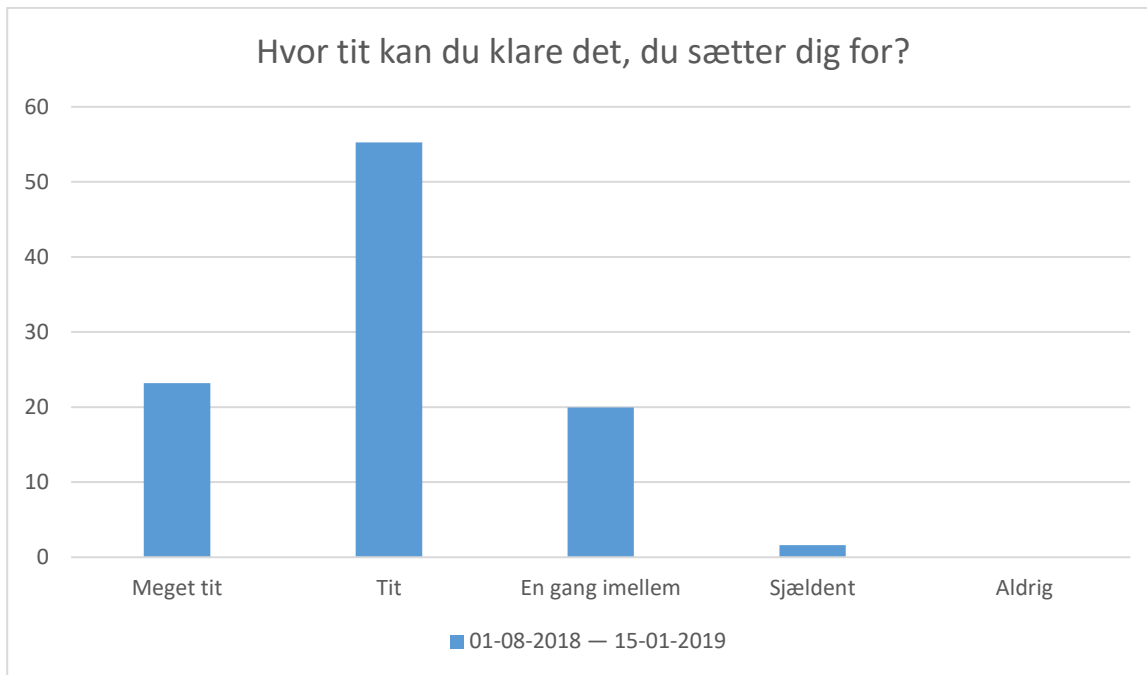
01-08-2018 — 15-01-2019; Gennemsnit: 3,5, spredning: 0,9

Svarmulighed	01-08-2018 — 15-01-2019: Antal	01-08-2018 — 15-01-2019: Andel (%)
Meget tit	37	10
Tit	158	42
En gang imellem	133	36
Sjældent	34	9
Aldrig	12	3
Total	374	-



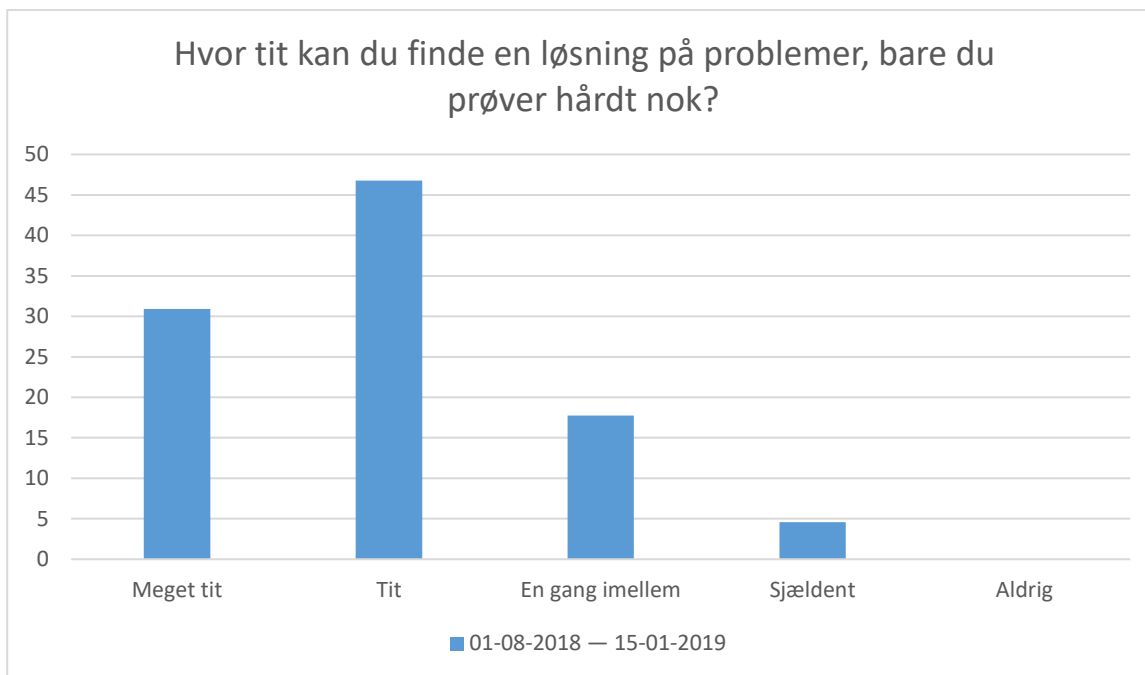
01-08-2018 — 15-01-2019; Gennemsnit: 3,6, spredning: 0,8

Svarmulighed	01-08-2018 — 15-01-2019: Antal	01-08-2018 — 15-01-2019: Andel (%)
Meget tit	50	14
Tit	168	46
En gang imellem	119	32
Sjældent	29	8
Aldrig	3	1
Total	369	-



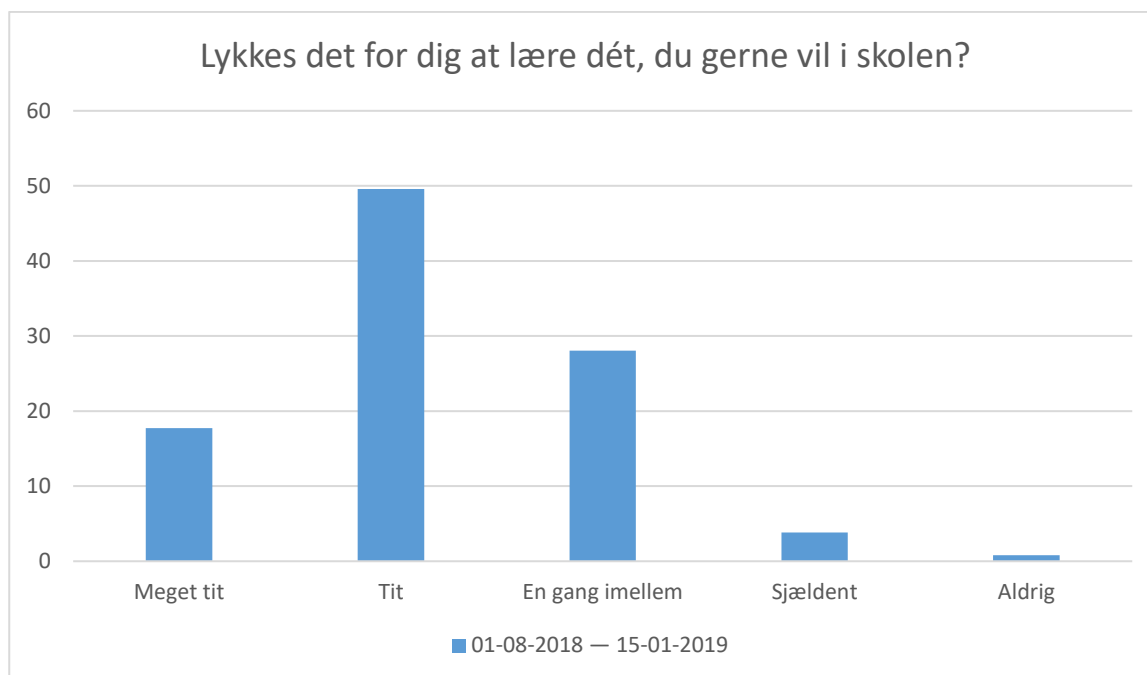
01-08-2018 — 15-01-2019; Gennemsnit: 4, spredning: 0,7

Svarmulighed	01-08-2018 — 15-01-2019: Antal	01-08-2018 — 15-01-2019: Andel (%)
Meget tit	86	23
Tit	205	55
En gang imellem	74	20
Sjældent	6	2
Aldrig	0	0
Total	371	-



01-08-2018 — 15-01-2019; Gennemsnit: 4, spredning: 0,8

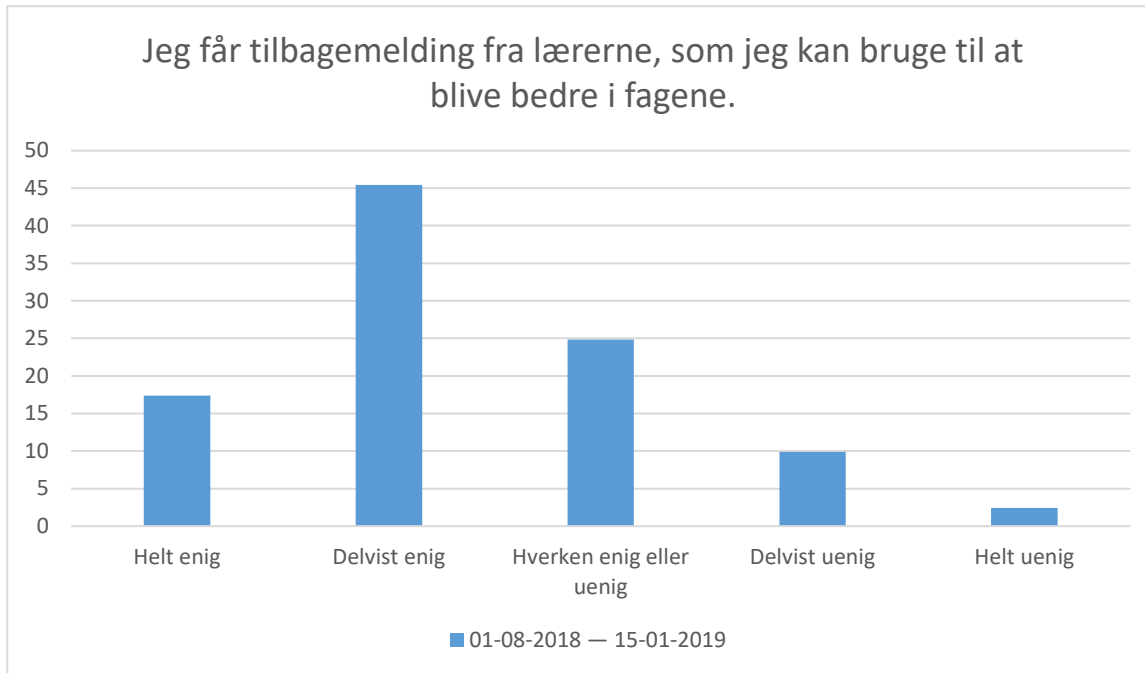
Svarmulighed	01-08-2018 — 15-01-2019: Antal	01-08-2018 — 15-01-2019: Andel (%)
Meget tit	115	31
Tit	174	47
En gang imellem	66	18
Sjældent	17	5
Aldrig	0	0
Total	372	-



01-08-2018 — 15-01-2019; Gennemsnit: 3,8, spredning: 0,8

Svarmulighed	01-08-2018 — 15-01-2019: Antal	01-08-2018 — 15-01-2019: Andel (%)
Meget tit	65	18
Tit	182	50
En gang imellem	103	28
Sjældent	14	4
Aldrig	3	1
Total	367	-

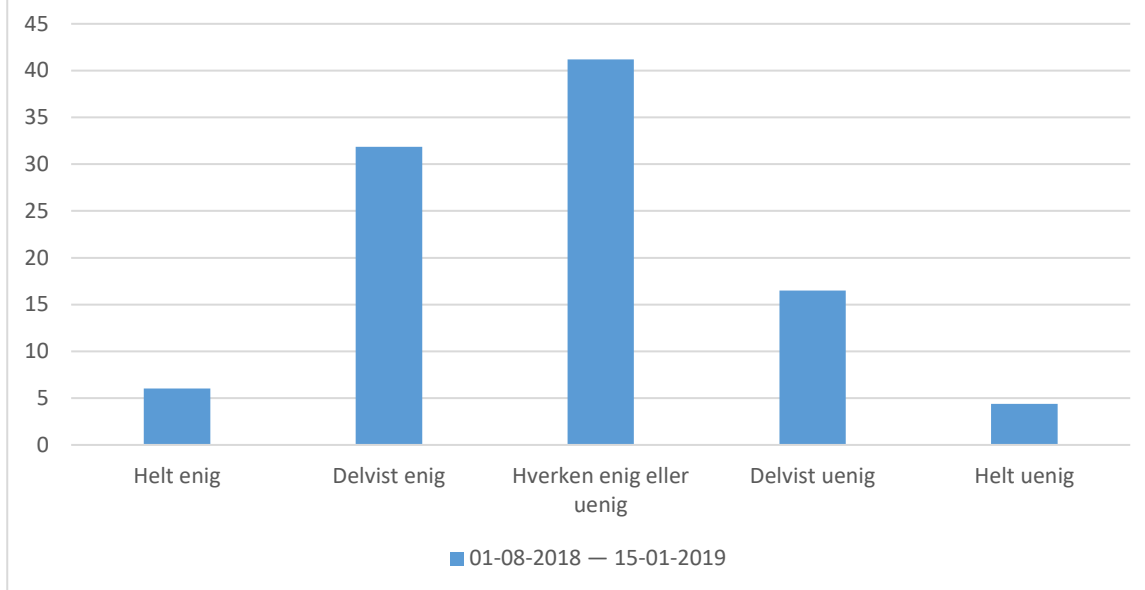
Afsnit D



01-08-2018 — 15-01-2019; Gennemsnit: 3,7, spredning: 1

Svarmulighed	01-08-2018 — 15-01-2019: Antal	01-08-2018 — 15-01-2019: Andel (%)
Helt enig	65	17
Delvist enig	170	45
Hverken enig eller uenig	93	25
Delvist uenig	37	10
Helt uenig	9	2
Total	374	-

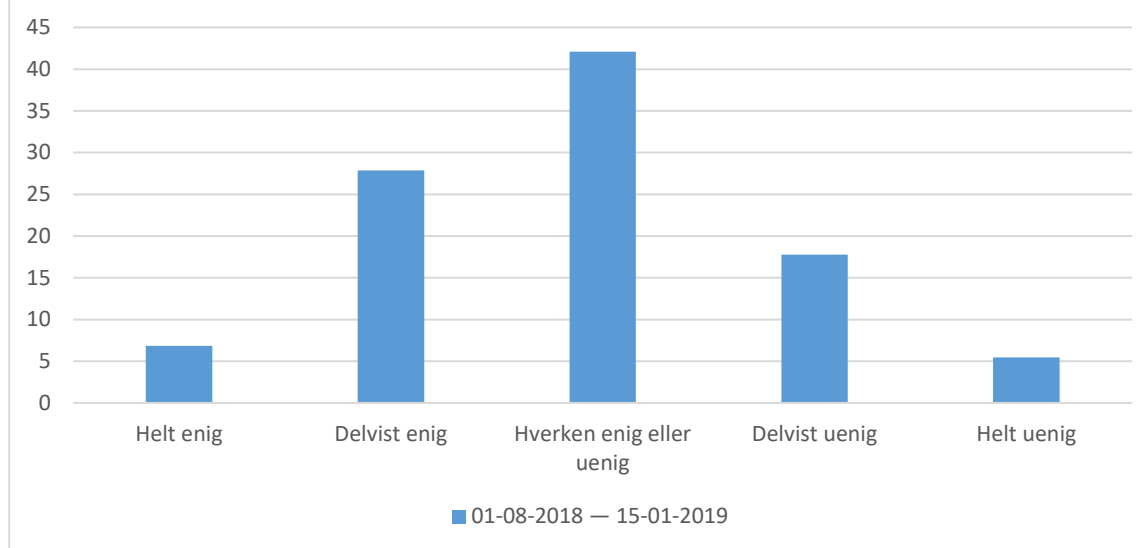
Jeg har indflydelse på undervisningen.



01-08-2018 — 15-01-2019; Gennemsnit: 3,2, spredning: 0,9

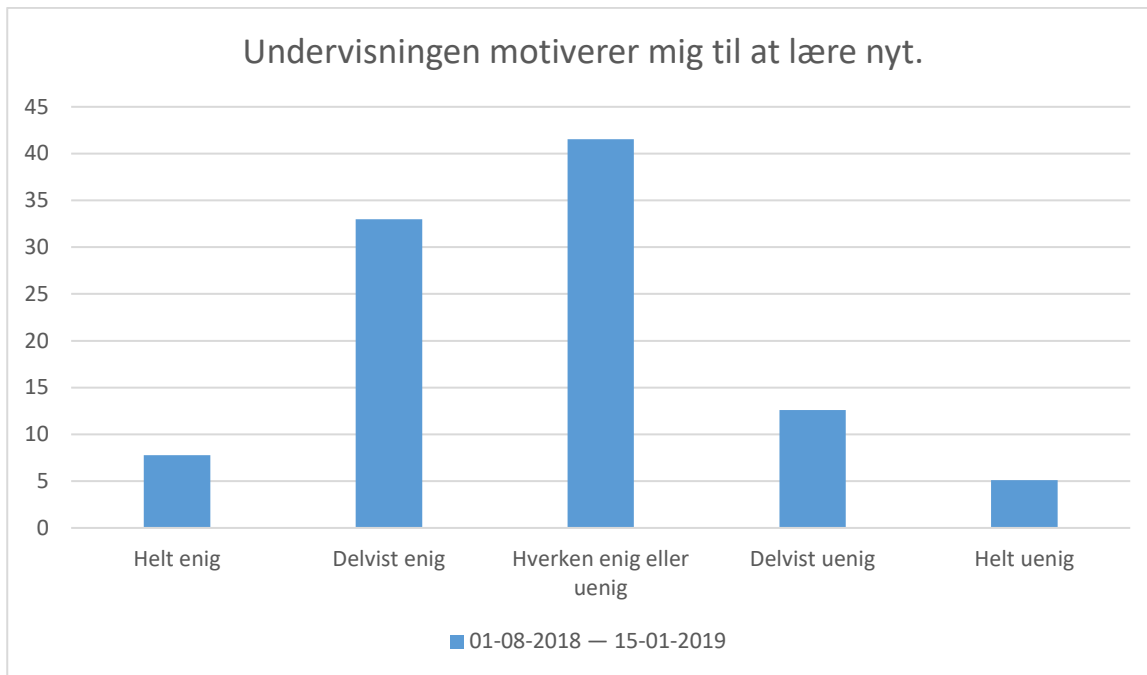
Svarmulighed	01-08-2018 — 15-01-2019: Antal	01-08-2018 — 15-01-2019: Andel (%)
Helt enig	22	6
Delvist enig	116	32
Hverken enig eller uenig	150	41
Delvist uenig	60	16
Helt uenig	16	4
Total	364	-

Lærerne sørger for, at elevernes ideer bliver brugt i undervisningen.



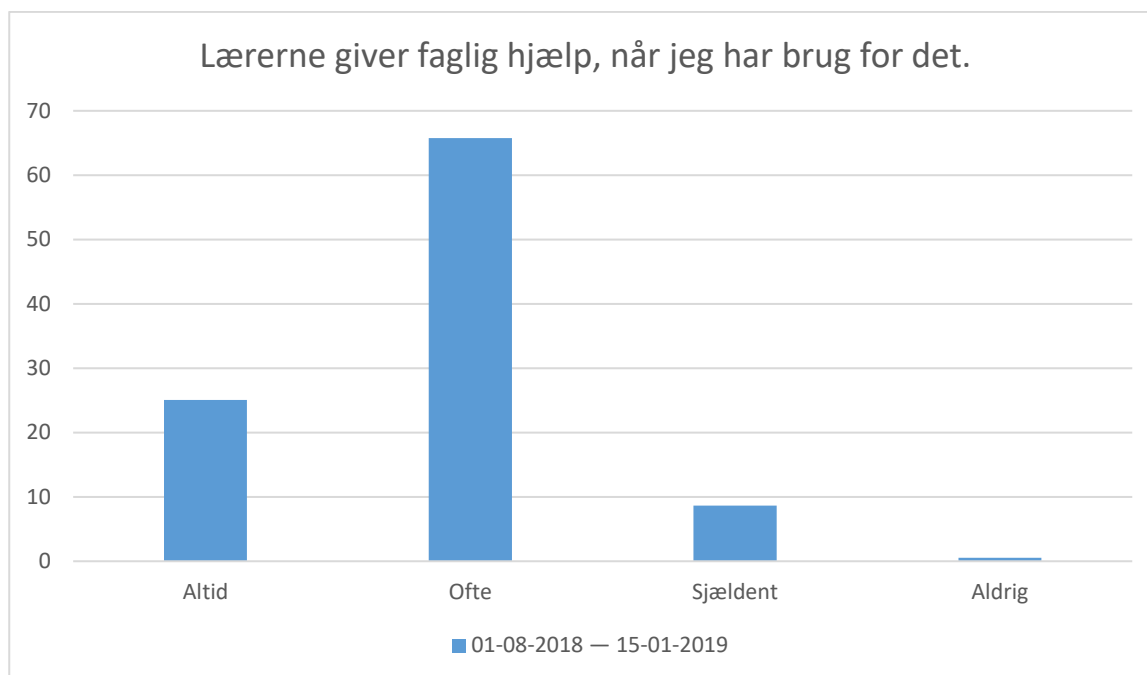
01-08-2018 — 15-01-2019; Gennemsnit: 3,1, spredning: 1

Svarmulighed	01-08-2018 — 15-01-2019: Antal	01-08-2018 — 15-01-2019: Andel (%)
Helt enig	25	7
Delvist enig	102	28
Hverken enig eller uenig	154	42
Delvist uenig	65	18
Helt uenig	20	5
Total	366	-



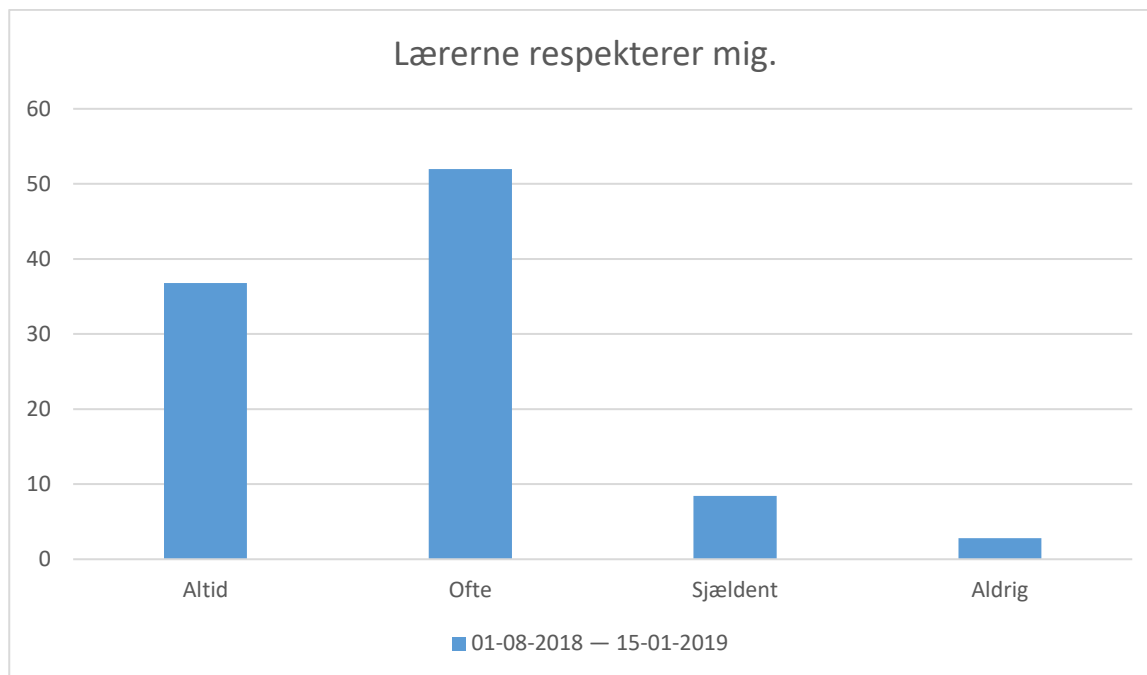
01-08-2018 — 15-01-2019; Gennemsnit: 3,3, spredning: 1

Svarmulighed	01-08-2018 — 15-01-2019: Antal	01-08-2018 — 15-01-2019: Andel (%)
Helt enig	29	8
Delvist enig	123	33
Hverken enig eller uenig	155	42
Delvist uenig	47	13
Helt uenig	19	5
Total	373	-



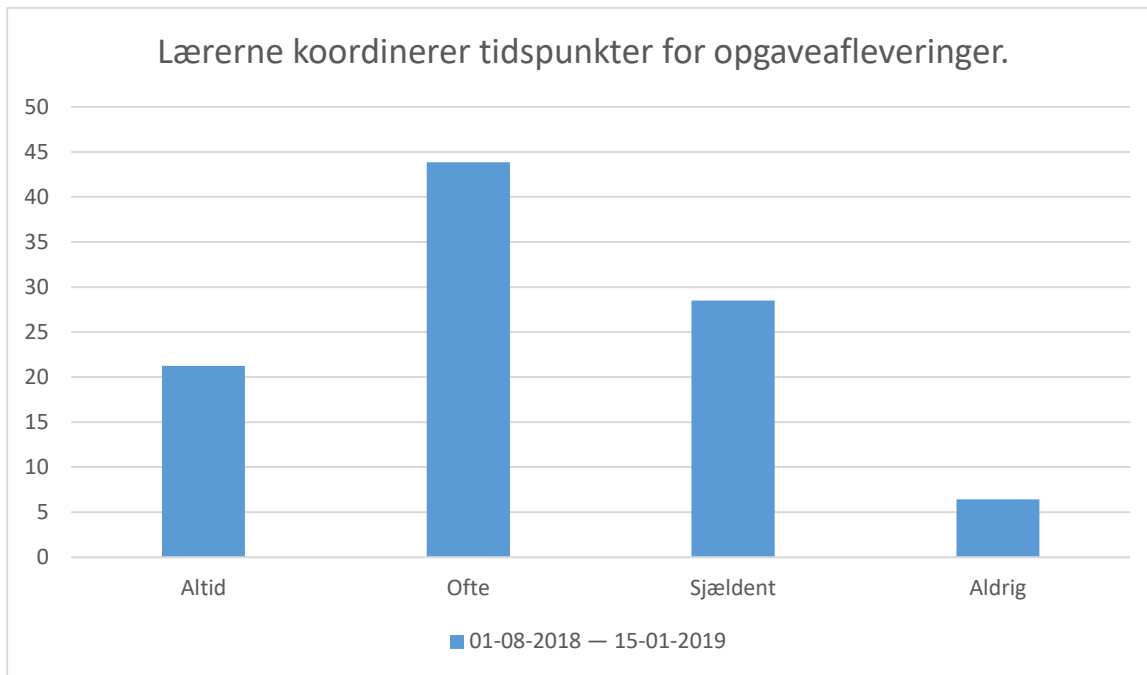
01-08-2018 — 15-01-2019; Gennemsnit: 3,2, spredning: 0,6

Svarmulighed	01-08-2018 — 15-01-2019: Antal	01-08-2018 — 15-01-2019: Andel (%)
Altid	93	25
Ofte	244	66
Sjældent	32	9
Aldrig	2	1
Total	371	-



01-08-2018 — 15-01-2019; Gennemsnit: 3,2, spredning: 0,7

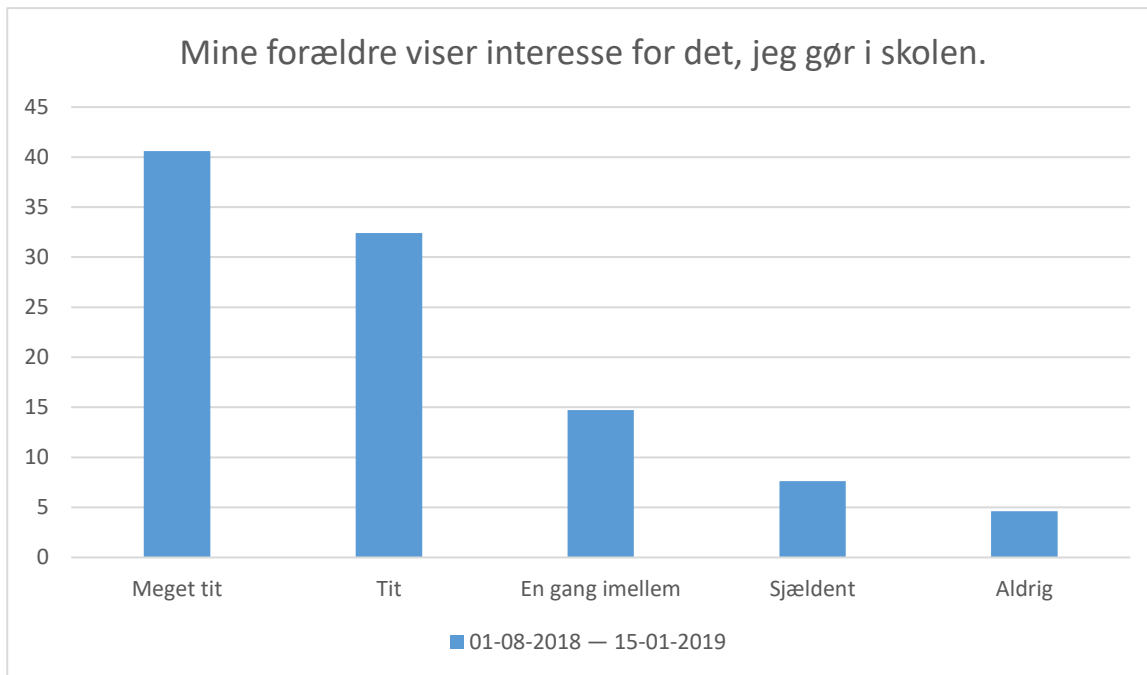
Svarmulighed	01-08-2018 — 15-01-2019: Antal	01-08-2018 — 15-01-2019: Andel (%)
Altid	131	37
Ofte	185	52
Sjældent	30	8
Aldrig	10	3
Total	356	-



01-08-2018 — 15-01-2019; Gennemsnit: 2,8, spredning: 0,8

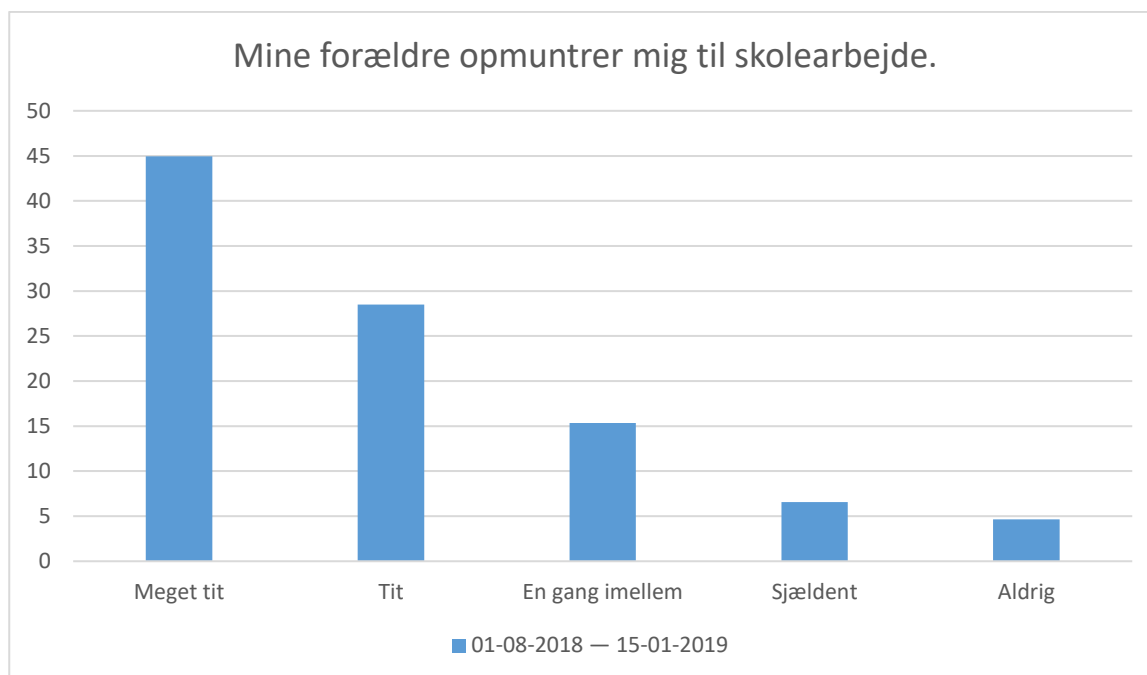
Svarmulighed	01-08-2018 — 15-01-2019: Antal	01-08-2018 — 15-01-2019: Andel (%)
Altid	76	21
Ofte	157	44
Sjældent	102	28
Aldrig	23	6
Total	358	-

Afsnit E



01-08-2018 — 15-01-2019; Gennemsnit: 4, spredning: 1,1

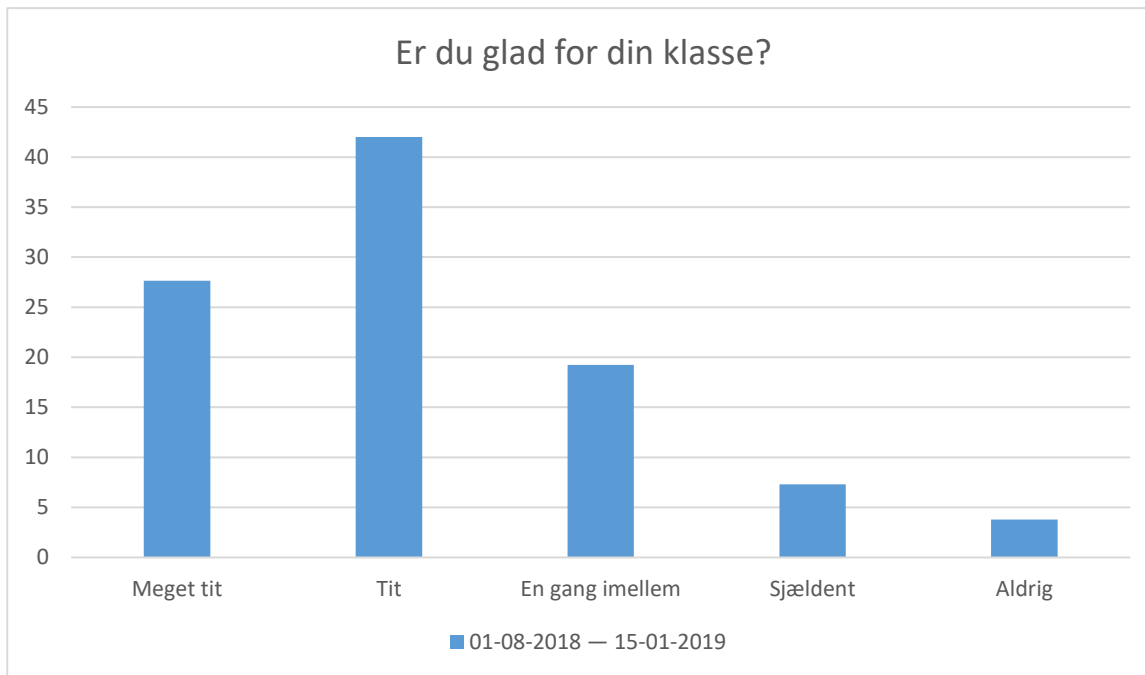
Svarmulighed	01-08-2018 — 15-01-2019: Antal	01-08-2018 — 15-01-2019: Andel (%)
Meget tit	149	41
Tit	119	32
En gang imellem	54	15
Sjældent	28	8
Aldrig	17	5
Total	367	-



01-08-2018 — 15-01-2019; Gennemsnit: 4, spredning: 1,1

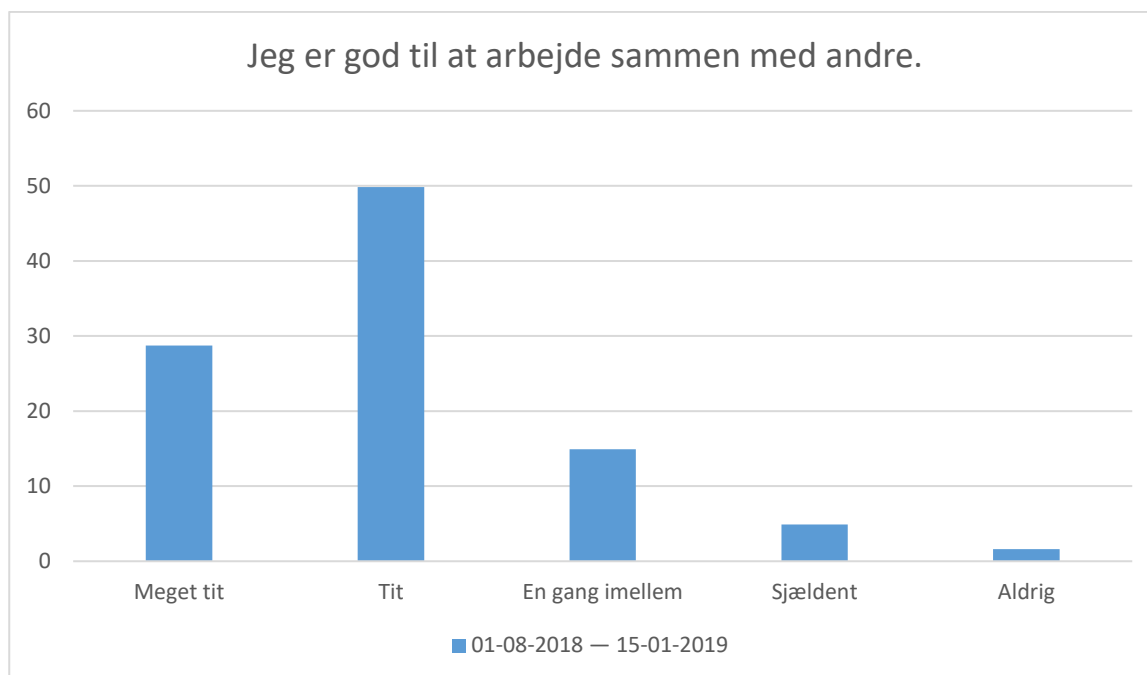
Svarmulighed	01-08-2018 — 15-01-2019: Antal	01-08-2018 — 15-01-2019: Andel (%)
Meget tit	164	45
Tit	104	28
En gang imellem	56	15
Sjældent	24	7
Aldrig	17	5
Total	365	-

Afsnit F



01-08-2018 — 15-01-2019; Gennemsnit: 3,8, spredning: 1

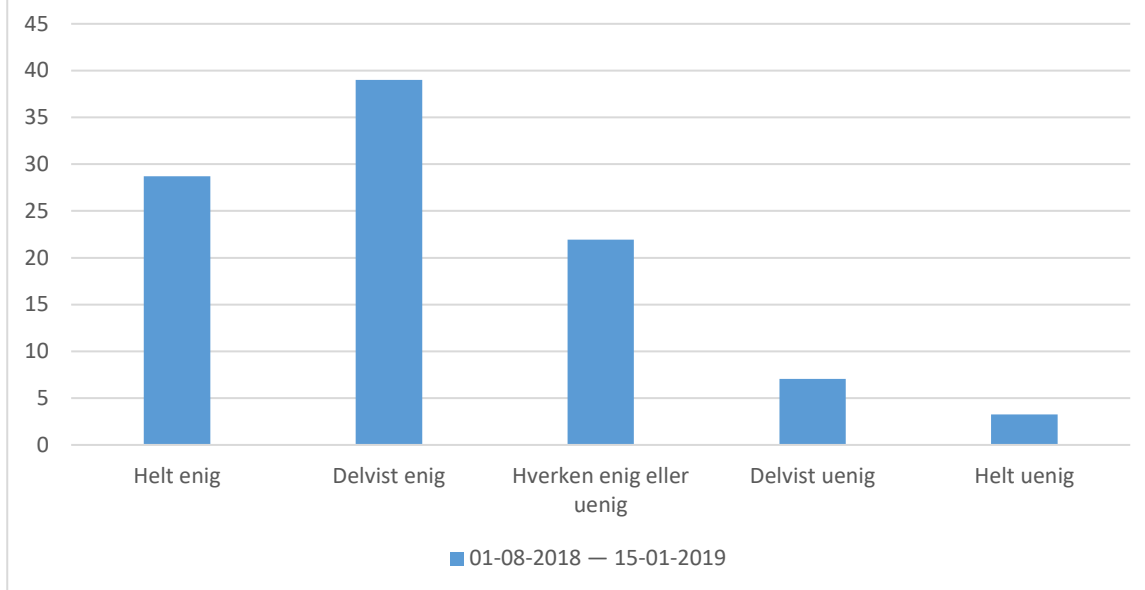
Svarmulighed	01-08-2018 — 15-01-2019: Antal	01-08-2018 — 15-01-2019: Andel (%)
Meget tit	102	28
Tit	155	42
En gang imellem	71	19
Sjældent	27	7
Aldrig	14	4
Total	369	-



01-08-2018 — 15-01-2019; Gennemsnit: 4, spredning: 0,9

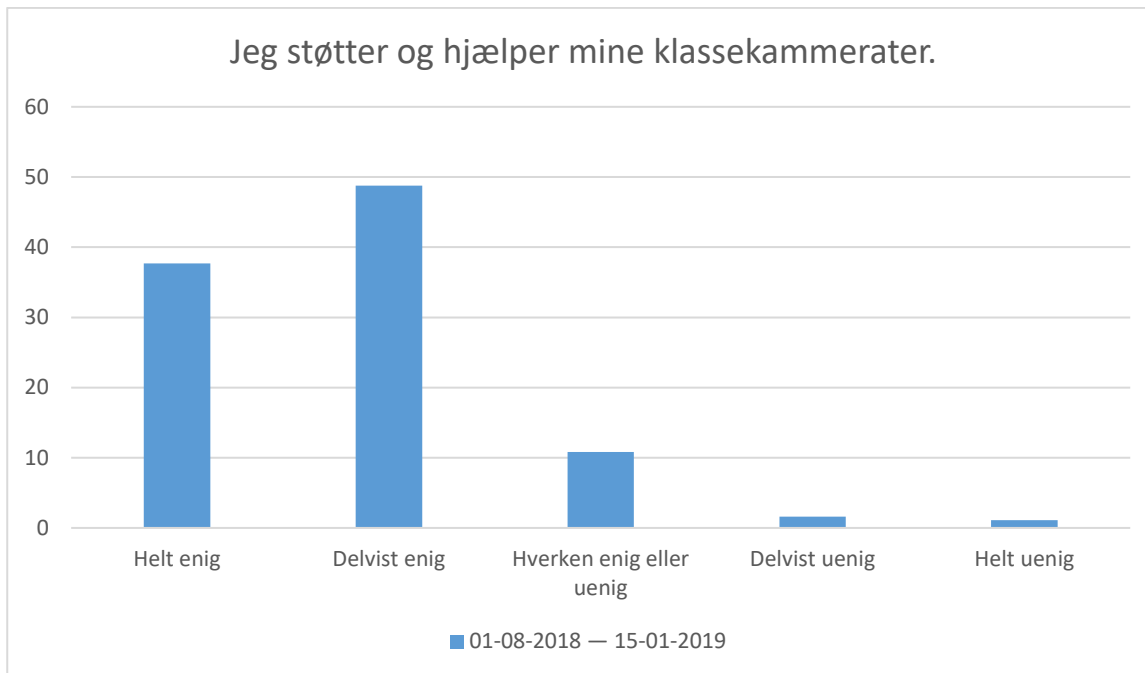
Svarmulighed	01-08-2018 — 15-01-2019: Antal	01-08-2018 — 15-01-2019: Andel (%)
Meget tit	106	29
Tit	184	50
En gang imellem	55	15
Sjældent	18	5
Aldrig	6	2
Total	369	-

Jeg føler, at jeg hører til på min skole.



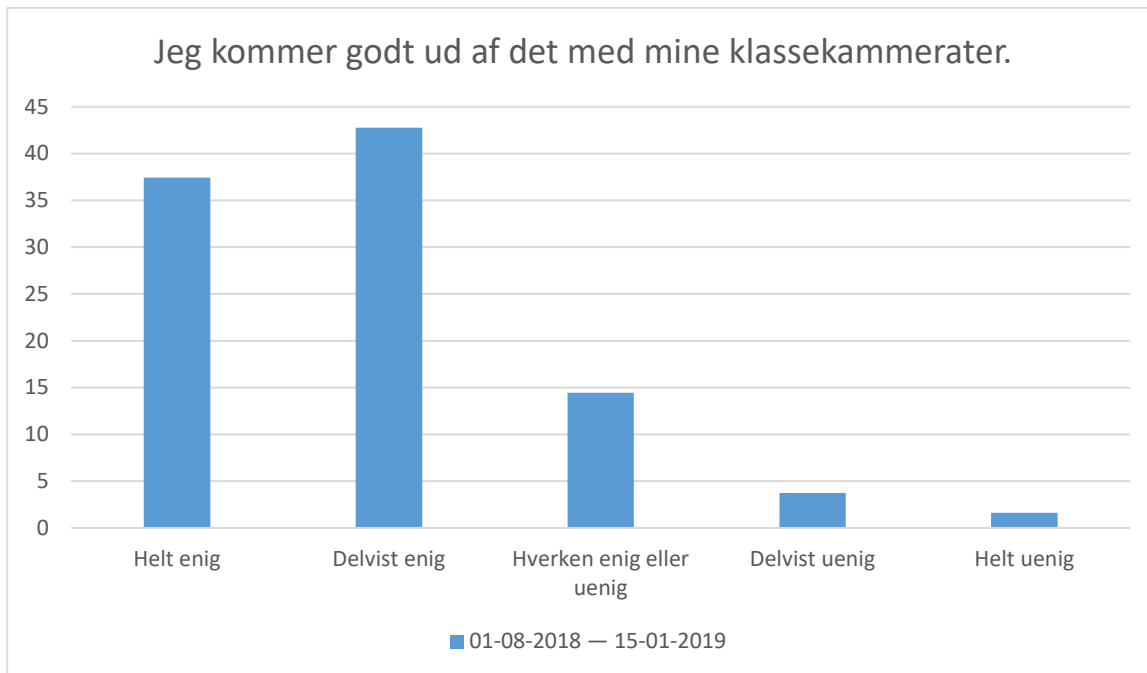
01-08-2018 — 15-01-2019; Gennemsnit: 3,8, spredning: 1

Svarmulighed	01-08-2018 — 15-01-2019: Antal	01-08-2018 — 15-01-2019: Andel (%)
Helt enig	106	29
Delvist enig	144	39
Hverken enig eller uenig	81	22
Delvist uenig	26	7
Helt uenig	12	3
Total	369	-



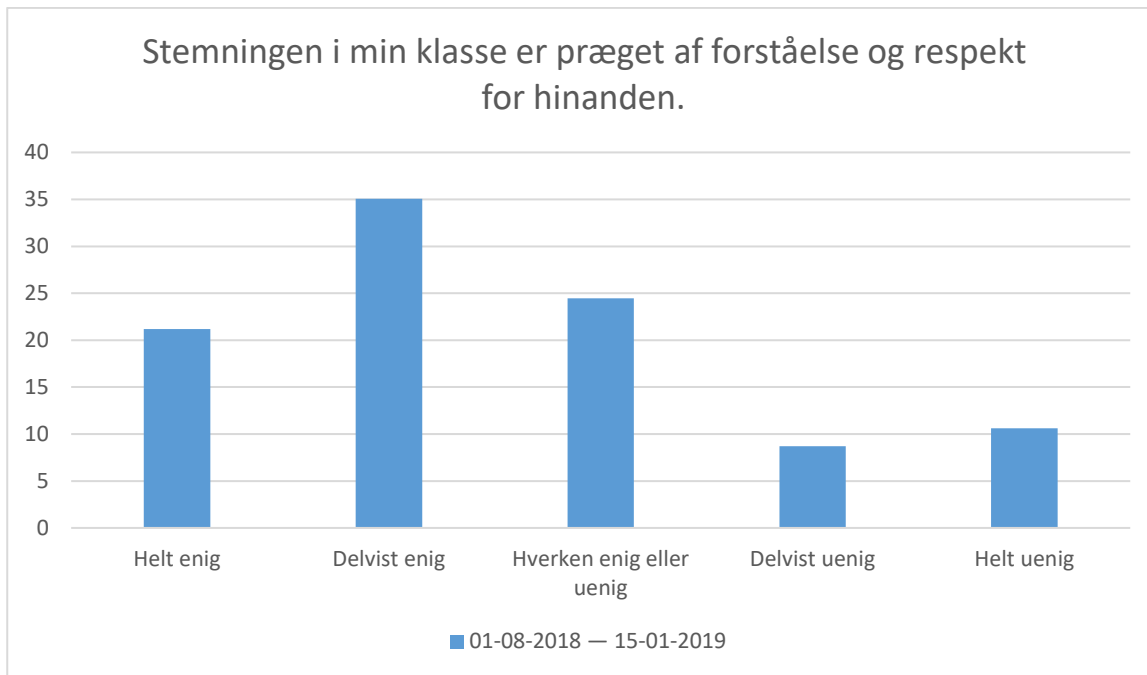
01-08-2018 — 15-01-2019; Gennemsnit: 4,2, spredning: 0,8

Svarmulighed	01-08-2018 — 15-01-2019: Antal		01-08-2018 — 15-01-2019: Andel (%)	
Helt enig		139		38
Delvist enig		180		49
Hverken enig eller uenig		40		11
Delvist uenig		6		2
Helt uenig		4		1
Total		369		-



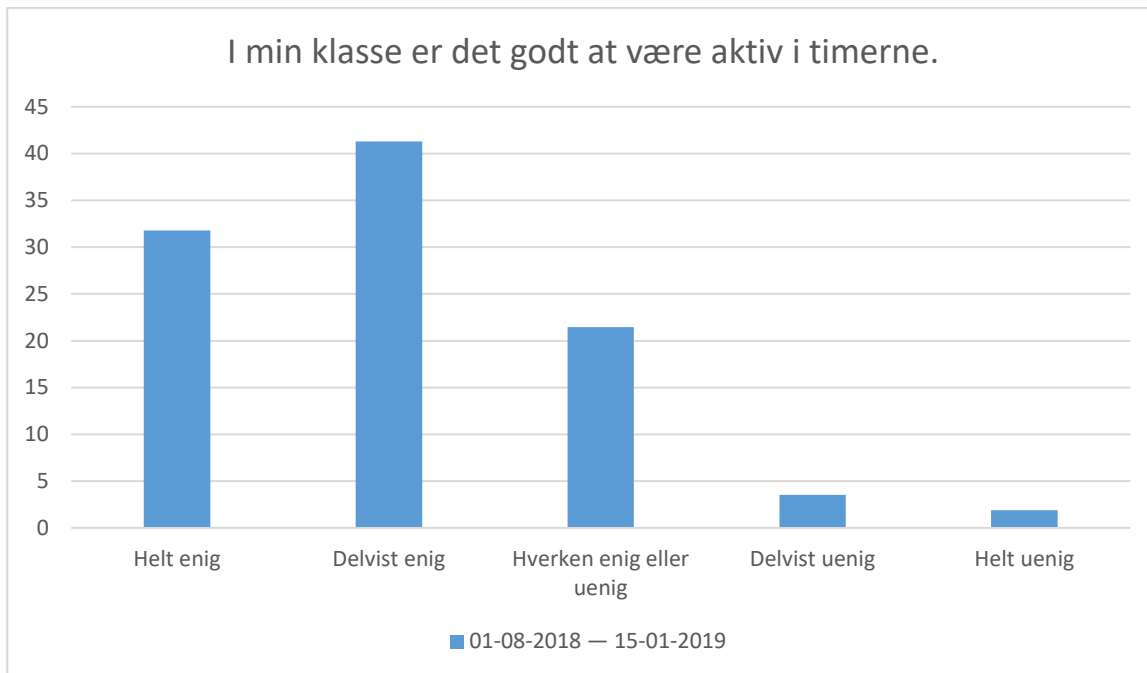
01-08-2018 — 15-01-2019; Gennemsnit: 4,1, spredning: 0,9

Svarmulighed	01-08-2018 — 15-01-2019: Antal	01-08-2018 — 15-01-2019: Andel (%)
Helt enig	140	37
Delvist enig	160	43
Hverken enig eller uenig	54	14
Delvist uenig	14	4
Helt uenig	6	2
Total	374	-



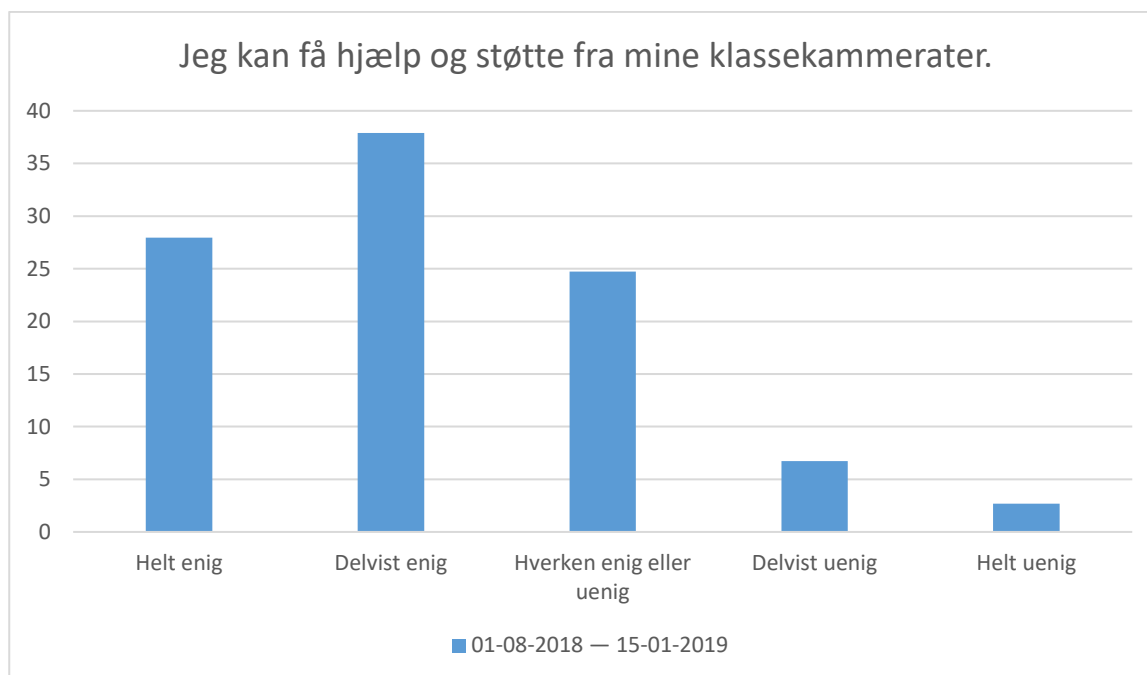
01-08-2018 — 15-01-2019; Gennemsnit: 3,5, spredning: 1,2

Svarmulighed	01-08-2018 — 15-01-2019: Antal	01-08-2018 — 15-01-2019: Andel (%)
Helt enig	78	21
Delvist enig	129	35
Hverken enig eller uenig	90	24
Delvist uenig	32	9
Helt uenig	39	11
Total	368	-



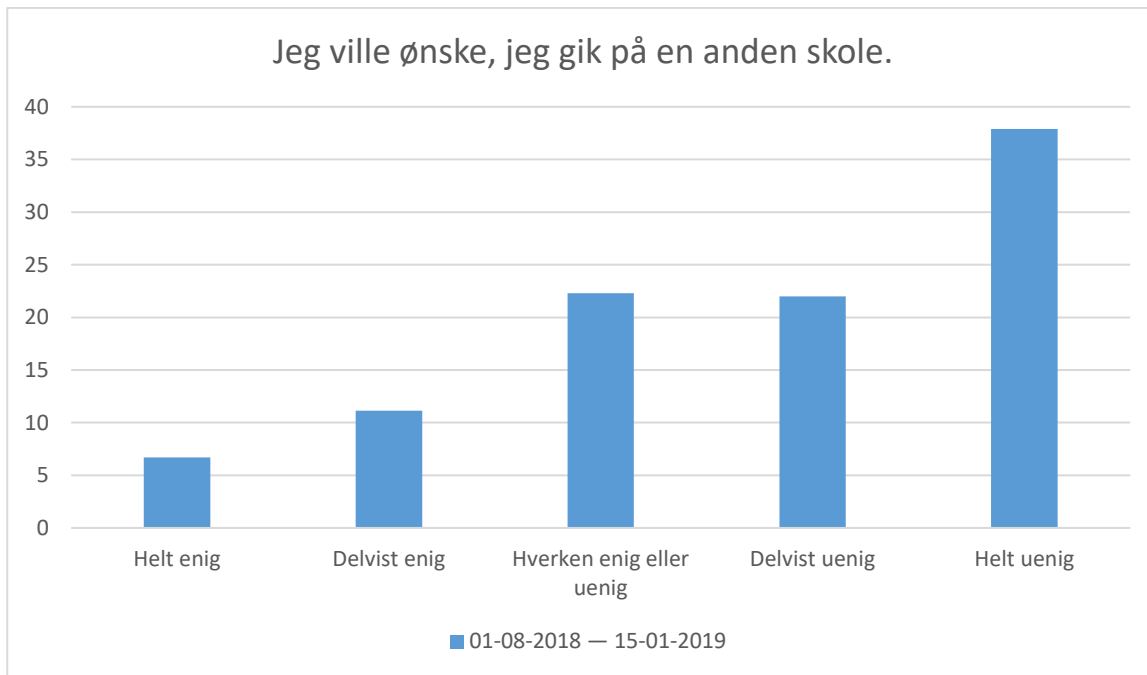
01-08-2018 — 15-01-2019; Gennemsnit: 4, spredning: 0,9

Svarmulighed	01-08-2018 — 15-01-2019: Antal	01-08-2018 — 15-01-2019: Andel (%)
Helt enig	117	32
Delvist enig	152	41
Hverken enig eller uenig	79	21
Delvist uenig	13	4
Helt uenig	7	2
Total	368	-



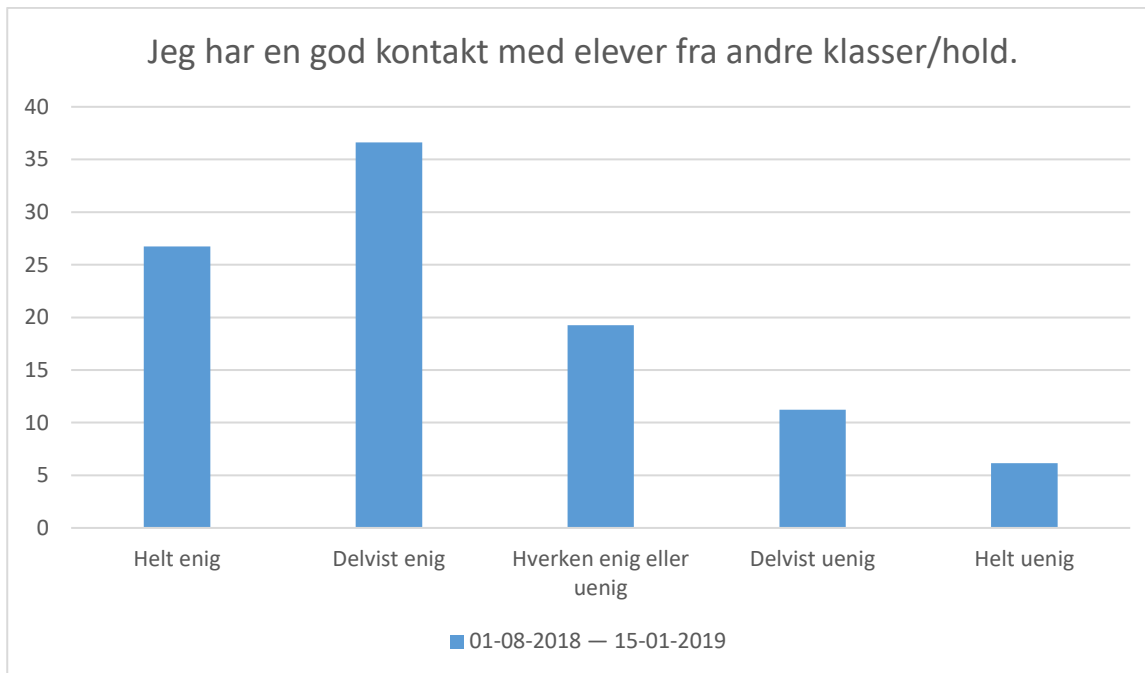
01-08-2018 — 15-01-2019; Gennemsnit: 3,8, spredning: 1

Svarmulighed	01-08-2018 — 15-01-2019: Antal	01-08-2018 — 15-01-2019: Andel (%)
Helt enig	104	28
Delvist enig	141	38
Hverken enig eller uenig	92	25
Delvist uenig	25	7
Helt uenig	10	3
Total	372	-



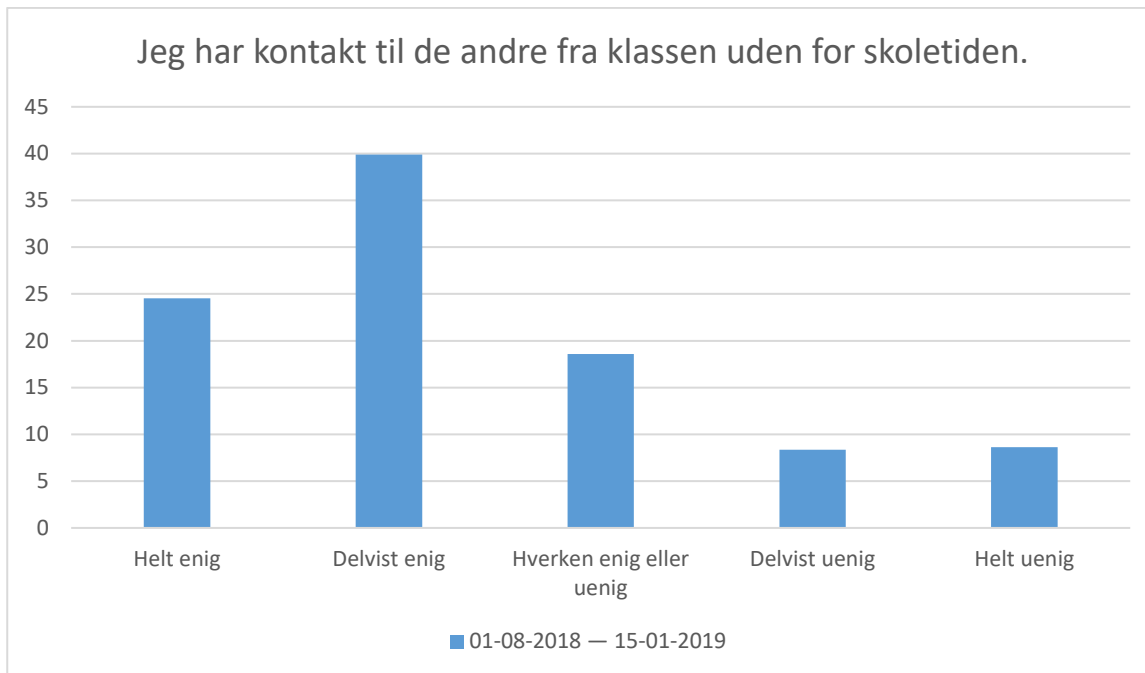
01-08-2018 — 15-01-2019; Gennemsnit: 2,3, spredning: 1,3

Svarmulighed	01-08-2018 — 15-01-2019: Antal		01-08-2018 — 15-01-2019: Andel (%)	
Helt enig		24		7
Delvist enig		40		11
Hverken enig eller uenig		80		22
Delvist uenig		79		22
Helt uenig		136		38
Total		359		-



01-08-2018 — 15-01-2019; Gennemsnit: 3,7, spredning: 1,2

Svarmulighed	01-08-2018 — 15-01-2019: Antal	01-08-2018 — 15-01-2019: Andel (%)
Helt enig	100	27
Delvist enig	137	37
Hverken enig eller uenig	72	19
Delvist uenig	42	11
Helt uenig	23	6
Total	374	-



01-08-2018 — 15-01-2019; Gennemsnit: 3,6, spredning: 1,2

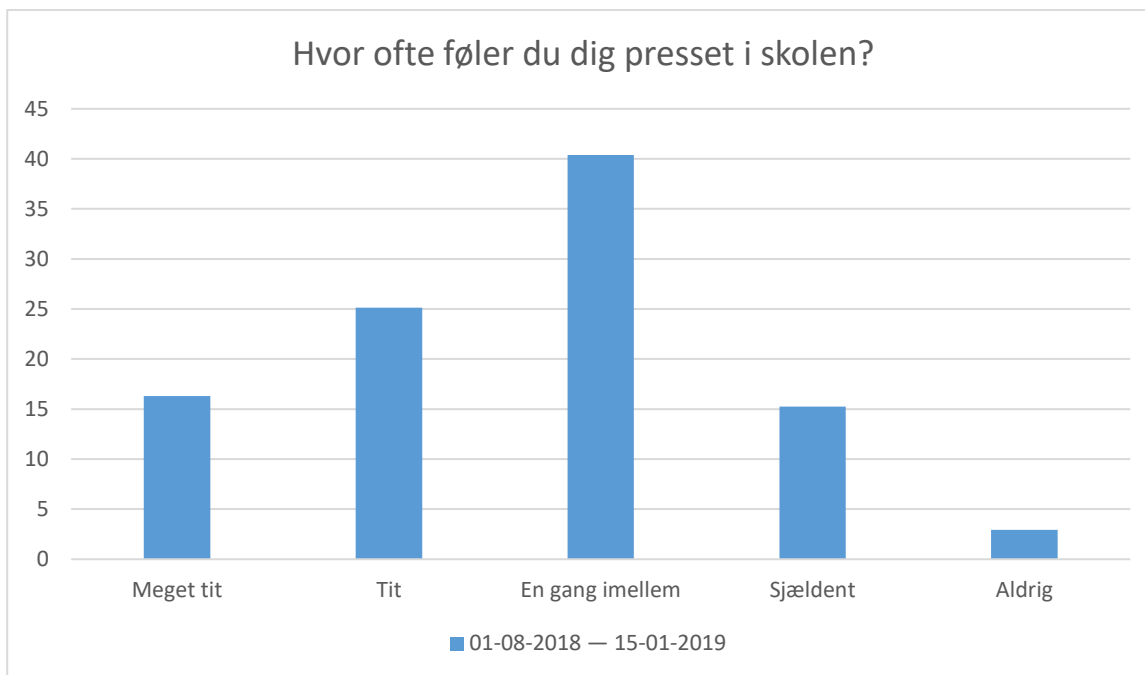
Svarmulighed	01-08-2018 — 15-01-2019: Antal	01-08-2018 — 15-01-2019: Andel (%)
Helt enig	91	25
Delvist enig	148	40
Hverken enig eller uenig	69	19
Delvist uenig	31	8
Helt uenig	32	9
Total	371	-

Afsnit G



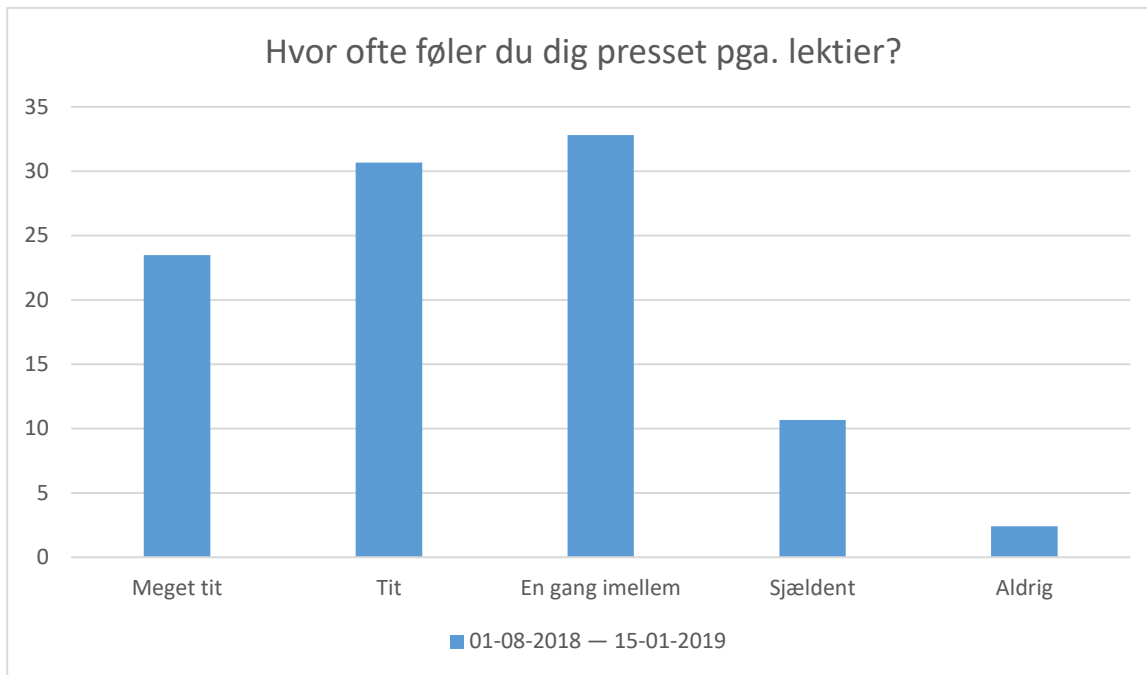
01-08-2018 — 15-01-2019; Gennemsnit: 2, spredning: 1,1

Svarmulighed	01-08-2018 — 15-01-2019: Antal	01-08-2018 — 15-01-2019: Andel (%)
Helt enig	10	3
Delvist enig	29	8
Hverken enig eller uenig	73	20
Delvist uenig	82	23
Helt uenig	168	46
Total	362	-



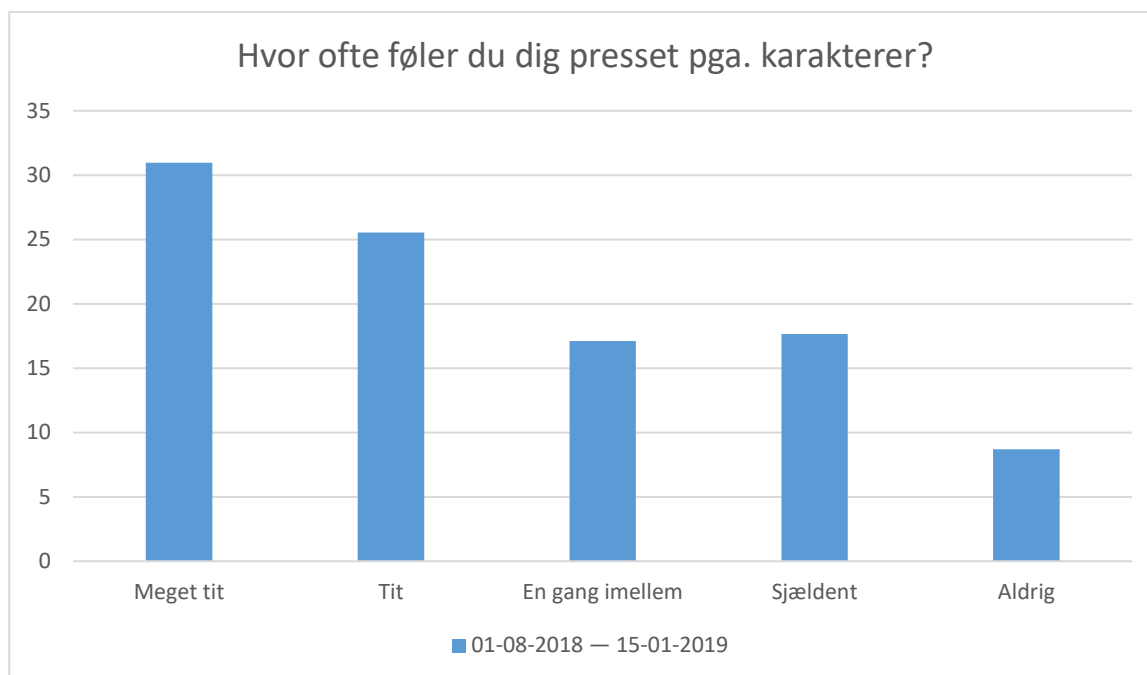
01-08-2018 — 15-01-2019; Gennemsnit: 3,4, spredning: 1

Svarmulighed	01-08-2018 — 15-01-2019: Antal	01-08-2018 — 15-01-2019: Andel (%)
Meget tit	61	16
Tit	94	25
En gang imellem	151	40
Sjældent	57	15
Aldrig	11	3
Total	374	-



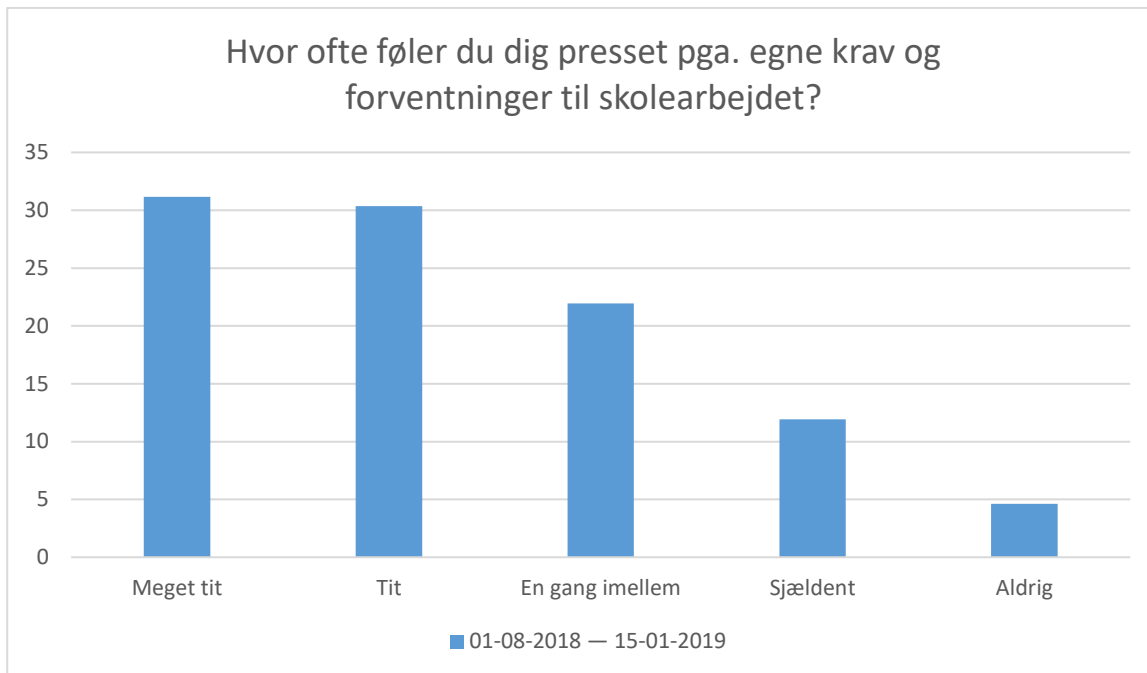
01-08-2018 — 15-01-2019; Gennemsnit: 3,6, spredning: 1

Svarmulighed	01-08-2018 — 15-01-2019: Antal	01-08-2018 — 15-01-2019: Andel (%)
Meget tit	88	23
Tit	115	31
En gang imellem	123	33
Sjældent	40	11
Aldrig	9	2
Total	375	-



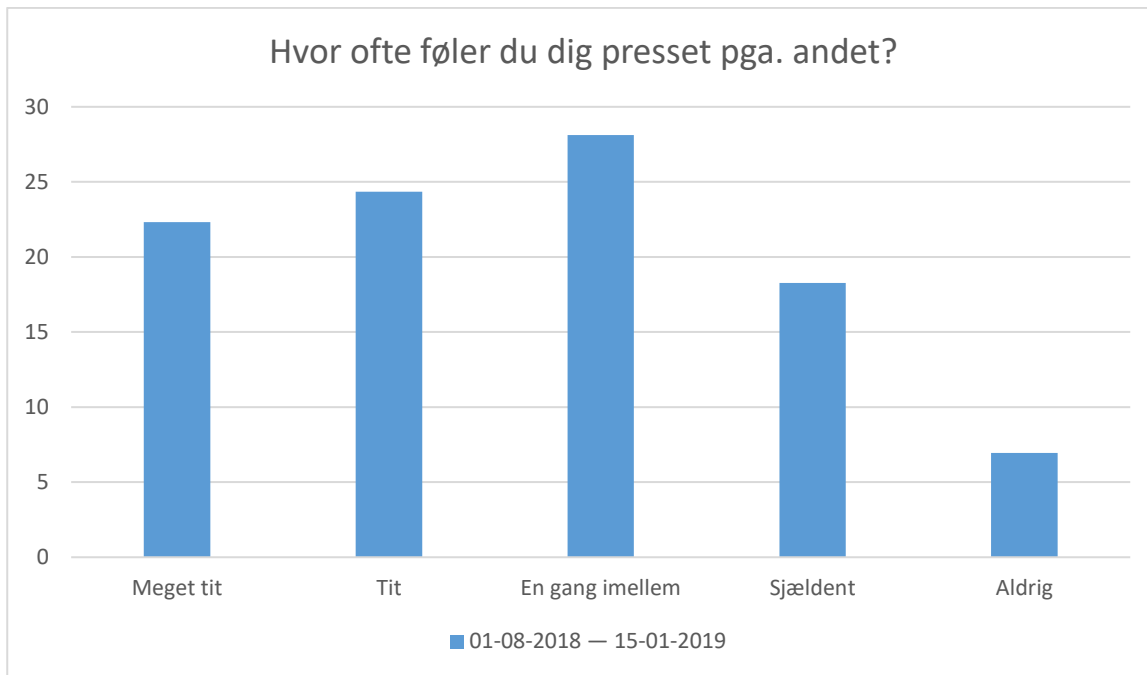
01-08-2018 — 15-01-2019; Gennemsnit: 3,5, spredning: 1,3

Svarmulighed	01-08-2018 — 15-01-2019: Antal	01-08-2018 — 15-01-2019: Andel (%)
Meget tit	114	31
Tit	94	26
En gang imellem	63	17
Sjældent	65	18
Aldrig	32	9
Total	368	-



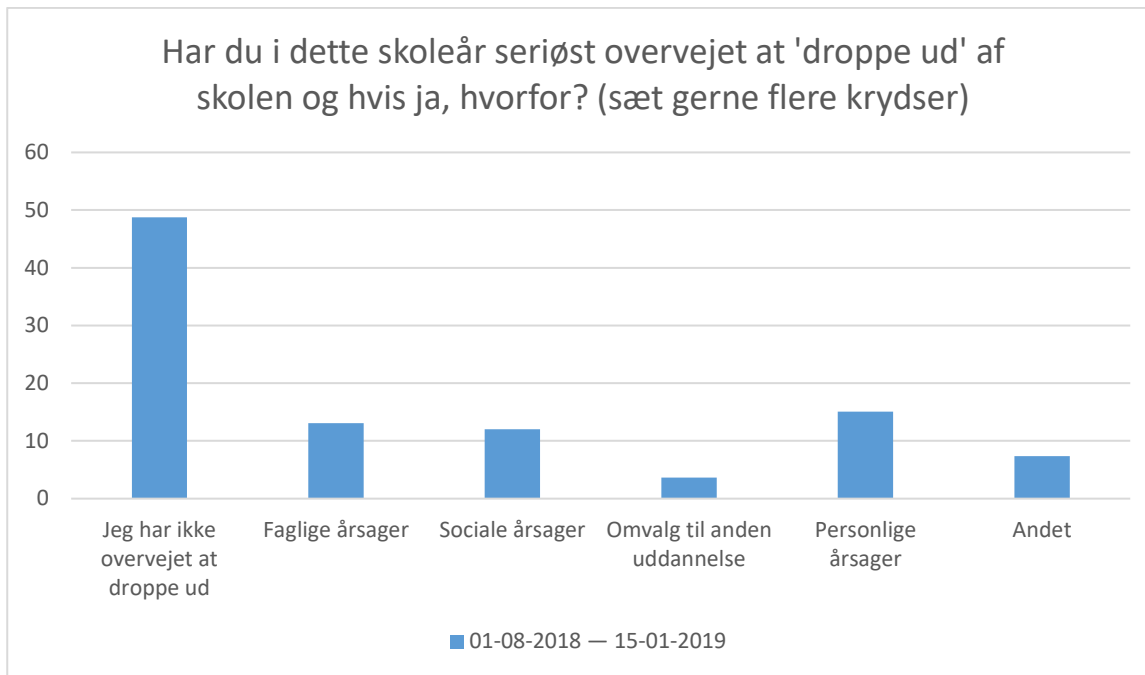
01-08-2018 — 15-01-2019; Gennemsnit: 3,7, spredning: 1,2

Svarmulighed	01-08-2018 — 15-01-2019: Antal	01-08-2018 — 15-01-2019: Andel (%)
Meget tit	115	31
Tit	112	30
En gang imellem	81	22
Sjældent	44	12
Aldrig	17	5
Total	369	-



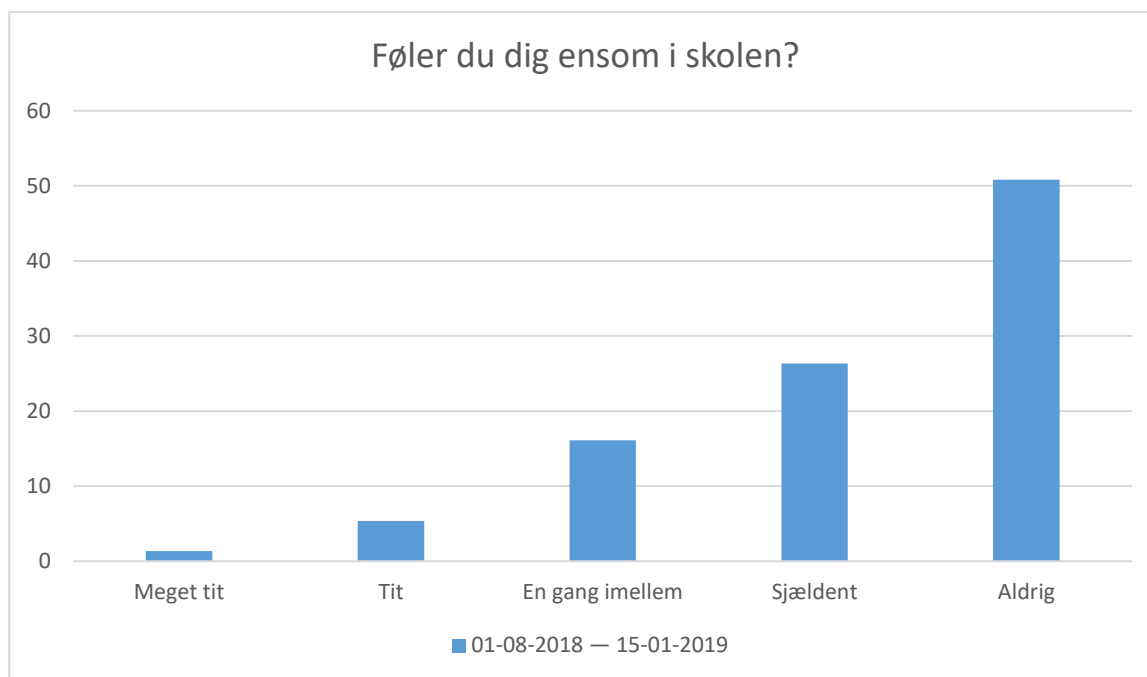
01-08-2018 — 15-01-2019; Gennemsnit: 3,4, spredning: 1,2

Svarmulighed	01-08-2018 — 15-01-2019: Antal	01-08-2018 — 15-01-2019: Andel (%)
Meget tit	77	22
Tit	84	24
En gang imellem	97	28
Sjældent	63	18
Aldrig	24	7
Total	345	-



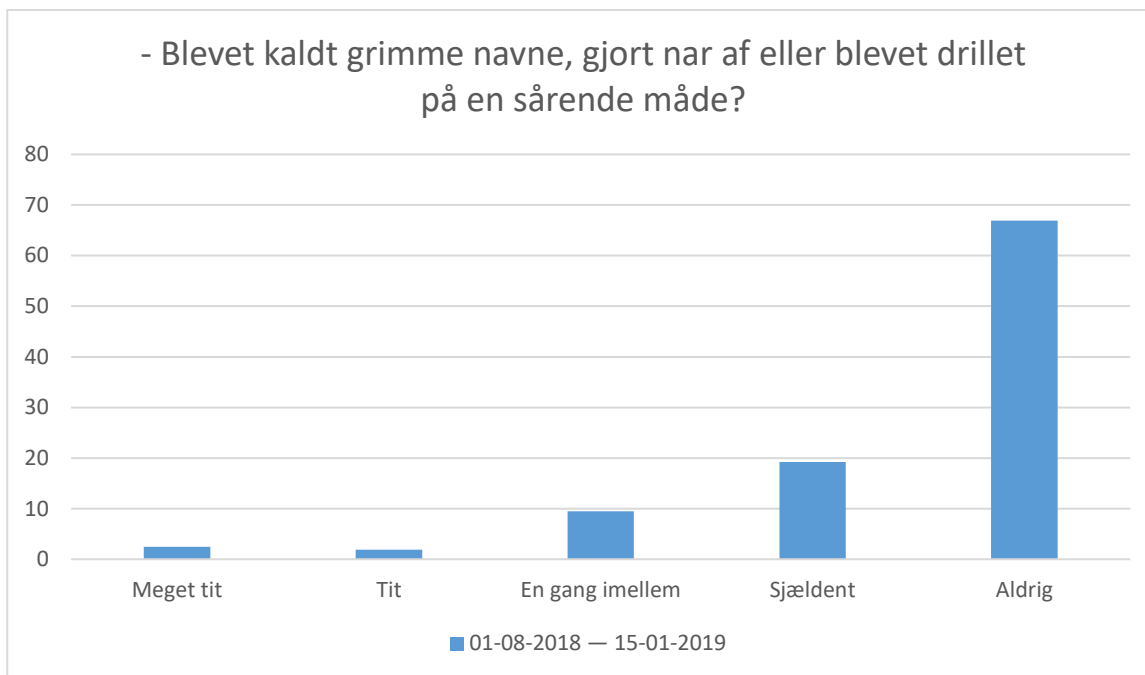
01-08-2018 — 15-01-2019; Gennemsnit og spredning kan ikke beregnes.

Svarmulighed	01-08-2018 — 15-01-2019: Antal	01-08-2018 — 15-01-2019: Andel (%)
Jeg har ikke overvejet at droppe ud	239	49
Faglige årsager	64	13
Sociale årsager	59	12
Omvalg til anden uddannelse	18	4
Personlige årsager	74	15
Andet	36	7
Total	490	-



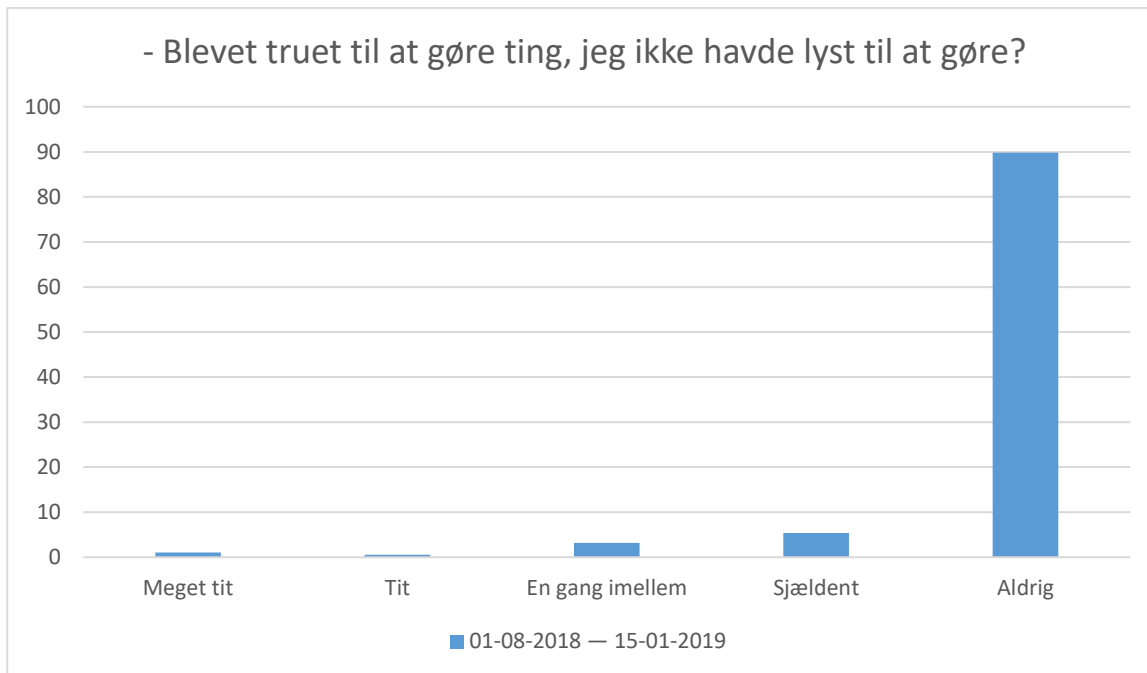
01-08-2018 — 15-01-2019; Gennemsnit: 1,8, spredning: 1

Svarmulighed	01-08-2018 — 15-01-2019: Antal	01-08-2018 — 15-01-2019: Andel (%)
Meget tit	5	1
Tit	20	5
En gang imellem	60	16
Sjældent	98	26
Aldrig	189	51
Total	372	-



01-08-2018 — 15-01-2019; Gennemsnit: 1,5, spredning: 0,9

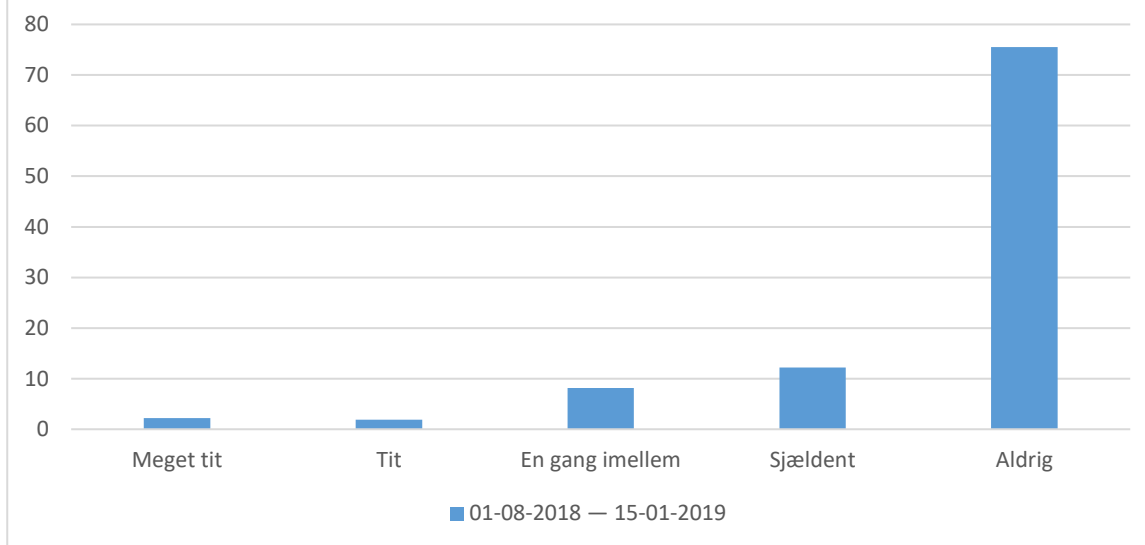
Svarmulighed	01-08-2018 — 15-01-2019: Antal	01-08-2018 — 15-01-2019: Andel (%)
Meget tit	9	2
Tit	7	2
En gang imellem	35	9
Sjældent	71	19
Aldrig	247	67
Total	369	-



01-08-2018 — 15-01-2019; Gennemsnit: 1,2, spredning: 0,6

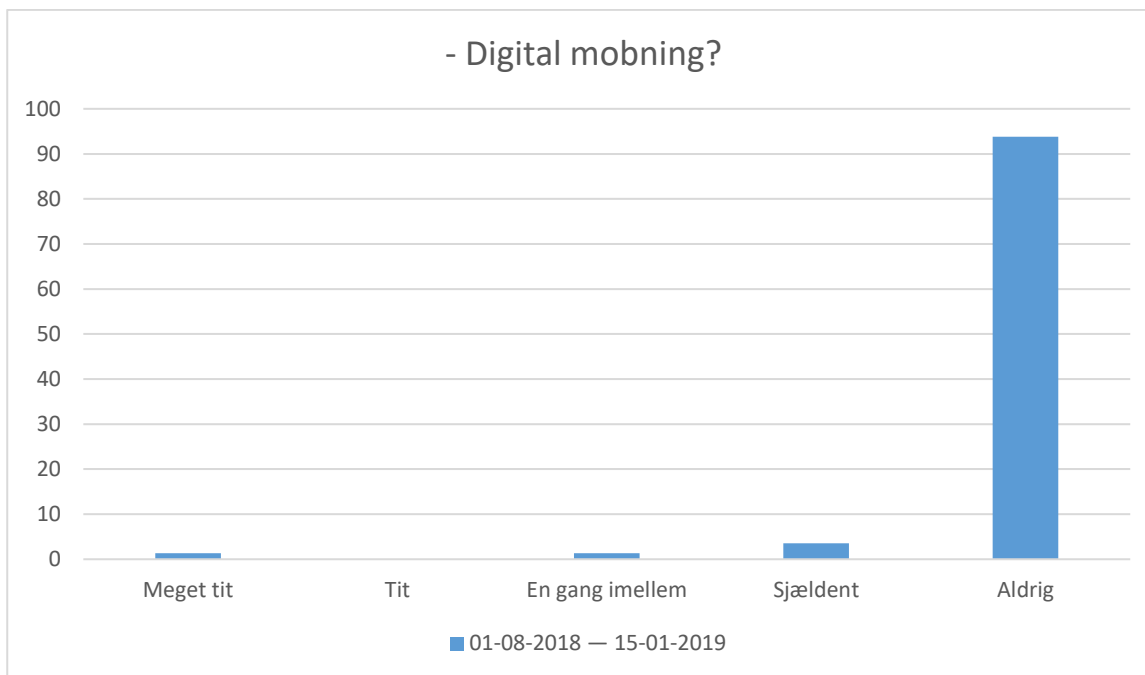
Svarmulighed	01-08-2018 — 15-01-2019: Antal	01-08-2018 — 15-01-2019: Andel (%)
Meget tit	4	1
Tit	2	1
En gang imellem	12	3
Sjældent	20	5
Aldrig	335	90
Total	373	-

- Blevet udsat for uønsket psykisk eller fysisk opmærksomhed?



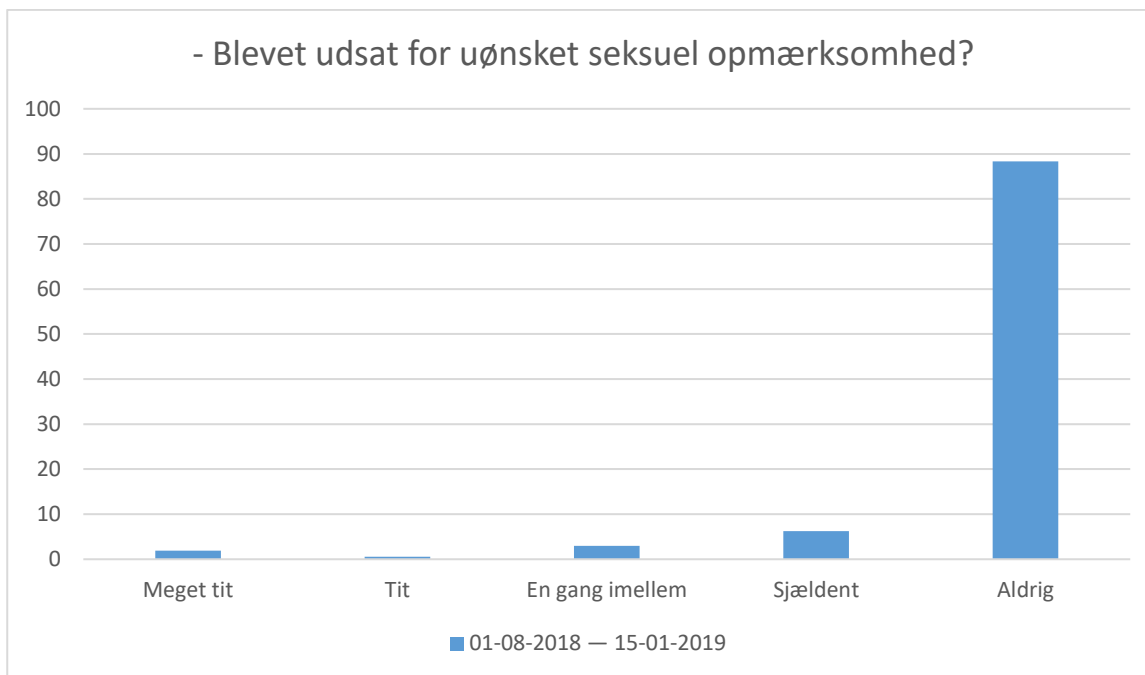
01-08-2018 — 15-01-2019; Gennemsnit: 1,4, spredning: 0,9

Svarmulighed	01-08-2018 — 15-01-2019: Antal	01-08-2018 — 15-01-2019: Andel (%)
Meget tit	8	2
Tit	7	2
En gang imellem	30	8
Sjældent	45	12
Aldrig	278	76
Total	368	-



01-08-2018 — 15-01-2019; Gennemsnit: 1,1, spredning: 0,5

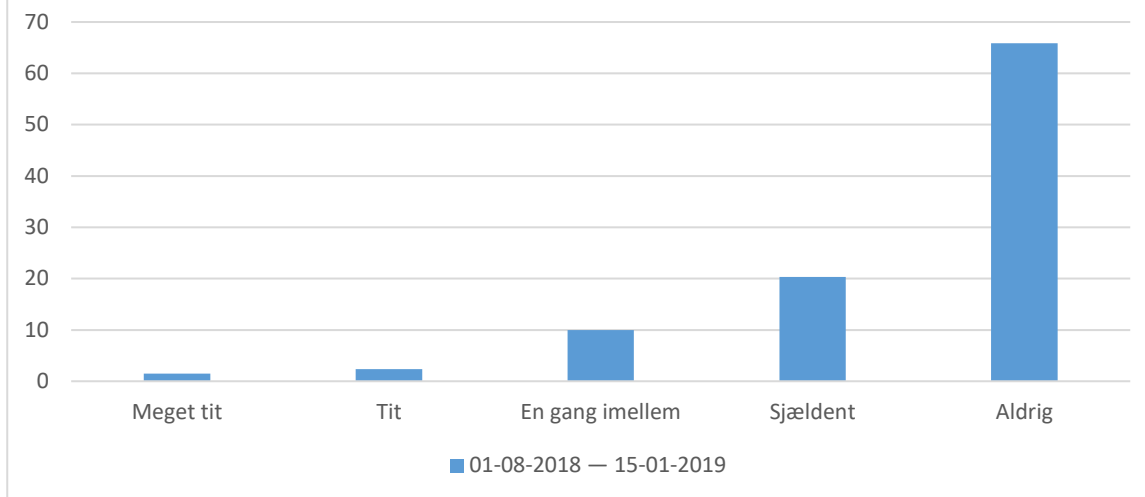
Svarmulighed	01-08-2018 — 15-01-2019: Antal	01-08-2018 — 15-01-2019: Andel (%)
Meget tit	5	1
Tit	0	0
En gang imellem	5	1
Sjældent	13	4
Aldrig	347	94
Total	370	-



01-08-2018 — 15-01-2019; Gennemsnit: 1,2, spredning: 0,7

Svarmulighed	01-08-2018 — 15-01-2019: Antal	01-08-2018 — 15-01-2019: Andel (%)
Meget tit	7	2
Tit	2	1
En gang imellem	11	3
Sjældent	23	6
Aldrig	326	88
Total	369	-

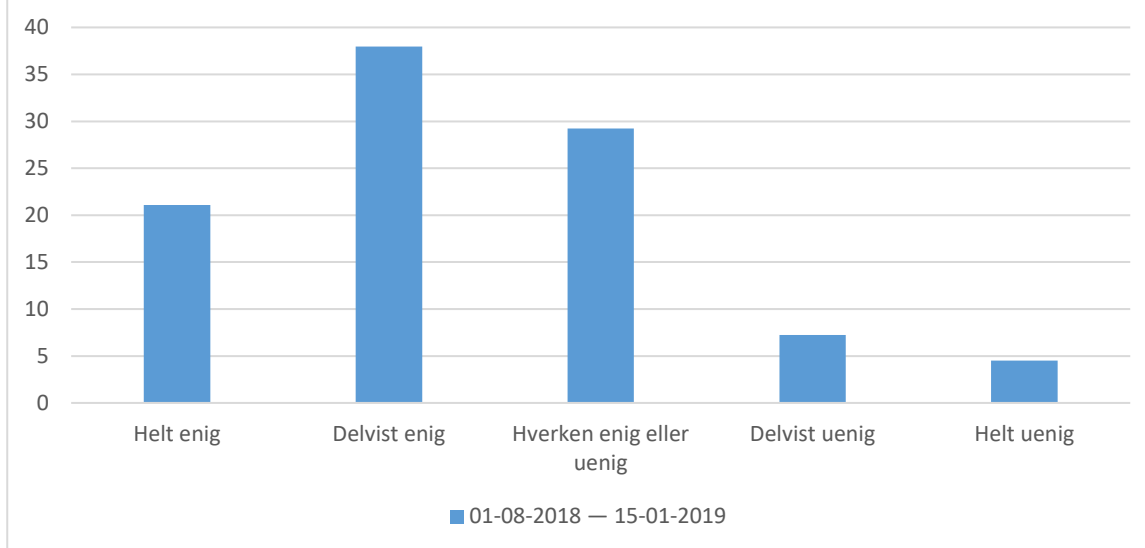
I hvilket omfang har du det seneste år oplevet, at elever eller ansatte på skolen er blevet presset til at gøre ting, som de ikke havde lyst til at gøre?



01-08-2018 — 15-01-2019; Gennemsnit: 1,5, spredning: 0,9

Svarmulighed	01-08-2018 — 15-01-2019: Antal	01-08-2018 — 15-01-2019: Andel (%)
Meget tit	5	1
Tit	8	2
En gang imellem	34	10
Sjældent	69	20
Aldrig	224	66
Total	340	-

Der er gode muligheder på skolen for at få støtte og vejledning, hvis det har været svært.



01-08-2018 — 15-01-2019; Gennemsnit: 3,6, spredning: 1

Svarmulighed	01-08-2018 — 15-01-2019: Antal	01-08-2018 — 15-01-2019: Andel (%)
Helt enig	70	21
Delvist enig	126	38
Hverken enig eller uenig	97	29
Delvist uenig	24	7
Helt uenig	15	5
Total	332	-